

Governor's Best and Brightest Scholarship Program

Fourth Annual Report
of the
Advisory Council

Academic Year 2008-2009

November 2009



**Advisory Council's Fourth Annual Report on
The Governor's Best and Brightest Scholarship Program
2008-2009 Academic Year**

TABLE OF CONTENTS

Executive Summary	Page 3
Advisory Council Summary.....	Pages 4-5
Fiscal Year 2008-2009 Disbursements.....	Pages 6-7
Disclaimer Regarding Charts and Graphs.....	Page 8
Governor's Scholarship Recipient Demographics.....	Pages 9-16
All Scholarships and Need-Based.....	Page 9
Merit and Merit-at-Large.....	Page 10
Race/Ethnicity.....	Page 11
Gender Breakdown.....	Page 12
Dependency Status.....	Page 13
Average Age.....	Page 14
Median Expected Family Contribution (EFC).....	Page 15
Average GPA Breakdown.....	Page 16
 <u>APPENDIX:</u>	
Montana Board of Regents - Policies and Procedures (501.3).....	Pages 17-21
Scholarship Breakdown by school.....	Page 22
Scholarship Count by County.....	Page 23
Race/Ethnicity Breakdown.....	Page 24
Gender Breakdown.....	Page 25
Dependency Status.....	Page 26
Average Age.....	Page 27
Median Expected Family Contribution.....	Page 28
Average GPA Breakdown.....	Page 29

Executive Summary

Governor's Best and Brightest Scholarship Program 2008-2009 Academic Year

During the 2008-2009 academic year, 1,996 students received some type of Best and Brightest scholarship for a total of \$2,532,000, which includes 1,152 students who renewed their scholarships. Of the \$2,532,000, \$1,126,000 were new scholarship awards and \$1,406,000 were for renewals of existing scholarships. Since its inception in 2005, 4,841 scholarships have been awarded totaling \$5,604,000.

MGSLP awarded 166 merit scholarships to graduating high school seniors. Of those 166 recipients, 23 students chose 2-year schools and 143 students chose 4-year schools.

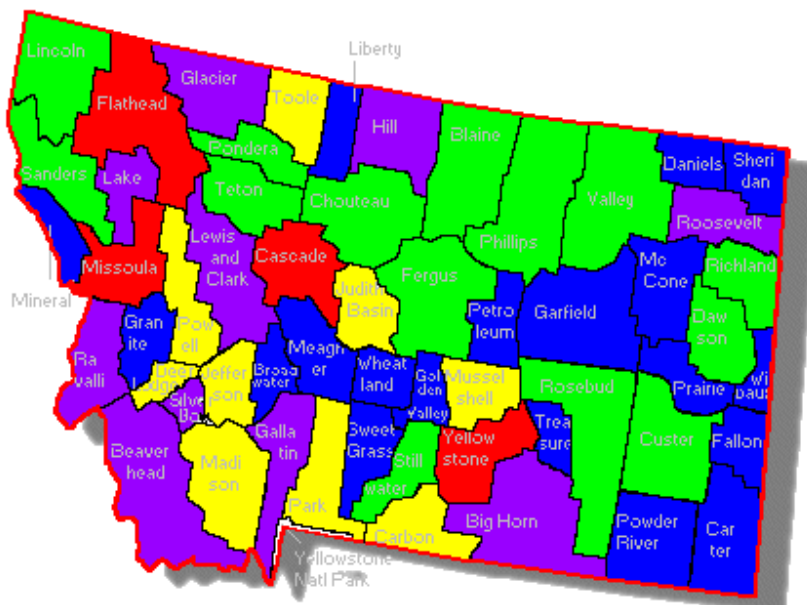
MGSLP received a total of 477 applications for a Governor's Best and Brightest Merit at-large scholarship for the 2008-2009 academic year. Of those 477 applications, 364 were considered complete. Of the 477 applicants, 35 were non-traditional students, 3 were home schooled, and 439 were 2008 high school graduates. 121 Merit at-large scholarships were awarded. Of those 121 students, 90 attended a 4-year school and 31 attended a 2-year school.

A total of 553 new need-based scholarships were awarded to students attending 2-year programs. By category, 180 students were general study, 102 were health/science, 219 were technology, and 52 were trade.

Montana postsecondary institutions rely upon the Governor's Scholarship Program to help meet the unmet need of their students. Without question, the Governor's Scholarship is having a positive impact for Montana students.

08-09 Governor's Scholarship - All Scholarships

- - 1 - 10
- - 11 - 20
- - 21 - 50
- - 51 - 100
- - Over 100



**Fourth Annual Report of the Advisory Council for
The Governor's Best and Brightest Scholarship Program
(2008-2009 Academic Year)
September 1, 2009**

The 2005 Legislature, at Governor Schweitzer's request, enacted a system of state financial aid for post-secondary students in Montana and directed that it be known as the Governor's Postsecondary Scholarship Program, aka the Best and Brightest Scholarship Program. It is now codified at 20-26-601 MCA. The legislation also created a three member Advisory Council to assist the Board of Regents in administering the program. Current members of the Council include chair LeRoy Schramm, retired legal counsel for the Montana University System; Connie Wittak, a high school teacher at Scobey; and Margaret Bird, financial aid director at Blackfeet Community College. The Council is required to "report to the governor annually" (see 2-15-1524 MCA). This report is intended to fulfill that requirement.

The Governor's Best and Brightest Program was created to provide Montana residents with greater access to Montana's postsecondary institutions. The Program also has a goal of alleviating student debt burdens, thereby allowing more Montanans to stay in the state upon graduation. The Governor's Postsecondary Scholarship Program required 4 years for the scholarship pipeline to be fully utilized (i.e. freshmen, sophomores, juniors, and seniors). Academic year 2008-2009 represents the first time scholarships have been awarded to students in all 4 years of undergraduate postsecondary education. The Legislature provided just over \$4 million for the 2008-2009 biennium, with approximately \$2,533,000 for FY 2009. The statute gave the Board of Regents authority over the program and directed that it be administered through the Office of the Commissioner of Higher Education (OCHE). The Commissioner assigned day to day operation of the Scholarship Program to the Montana Guaranteed Student Loan Program (MGSLP).

The legislation creating the Scholarship Program was enacted late in the 2005 session. Therefore, scholarships were awarded for the 2005-2006 academic year under interim policies approved by the Board of Regents. The Council presented permanent policies to the Board in November of 2005 for subsequent years.

During the 2007 Legislative session, several changes were made to the Governor's Scholarship program. In September of 2007, the Board of Regents approved updated Governor's Scholarship policies to reflect the statutory changes made during the 2007 session. In November of 2008, working in conjunction with the Governor's office, the Board of Regents approved policy changes that allowed for easing of the administrative burden for relinquished scholarships that are later re-awarded. Minor technical changes were also approved by the Board.

During the 2008-2009 academic year, 1,996 students received some type of Best and Brightest scholarship for a total of \$2,532,000, this includes 1,152 students who renewed their scholarships. Of the \$2,532,000, \$1,126,000 were new scholarship awards and \$1,406,000 were for renewals of existing scholarships.

Out of a possible 178 certified Montana high schools, 166 had a qualifying applicant who received a Governor's Merit Scholarship. Of those recipients, 23 students chose 2-year schools and 143 students chose 4-year schools.

MGSLP received a total of 477 applications for a Governor's Best and Brightest Merit at-large scholarship for the 2008-2009 academic year. Of those 477 applications, 364 were considered complete. 113 applicants did not meet the minimum standards and/or failed to provide the required documentation (such as going to school in-state or the applicant was also an MUS Honor Scholarship recipient, etc.). Of the 477 applicants, 35 were non-traditional students, 3 were home schooled, and 439 were high school graduates. There were 121 Merit at-large scholarships awarded. Of those 121 students, 90 attended a 4-year school and 31 attended a 2-year school.

A total of 553 new need-based scholarships were awarded to students attending 2-year programs. By category, 180 students were general study, 102 were health/science, 219 were technology, and 52 were trade.

Conclusion

When the Governor's Best and Brightest Scholarship was created, there was hope that the program could alleviate debt burden. Congressional increases to federal loan limits make it virtually impossible to determine whether the Governor's Scholarship is impacting student debt levels.

During the 2009 Montana Legislative Session and working with the Governor's office, annual on-going funding for the Governor's Scholarship was set at \$2.5 million per year. Going forward, this would result in funding at approximately \$5 million for future biennia.

Need-based scholarships can be received for a maximum of 4 semesters. Recipients of need-based scholarships, however, are renewing their respective scholarships at lower rates than Merit recipients. When a student fails to renew, that suggests the student is not completing his or her desired field of study. Contacting those need-based recipients who have not renewed their Governor's Scholarships to determine why there is such a high failure-to-complete rate would no doubt yield helpful information but would be a time consuming task.

The Advisory Council and the University System would like to acknowledge and thank the Governor and his staff for their support and commitment to improving access to higher education in Montana.

**Governor's Best and Brightest Scholarship
2008 - 2009
New Awards Disbursed by MGSLP**

	Merit		MAL		Rewards Need-Gen		Need-Gen		Need-HS		Need-Tech		Need-Trades		Total	
	Number	Amount	Number	Amount	Number	Amount	Number	Amount	Number	Amount	Number	Amount	Number	Amount	Number	Amount
MSU Billings	14	\$ 27,000.00	8	\$ 16,000.00	4	\$ 4,000.00		\$ -		\$ -		\$ -		\$ -	26	\$47,000.00
MSU Billings COT	4	\$ 8,000.00	3	\$ 6,000.00		\$ -	12	\$ 12,000.00	7	\$ 7,000.00	15	\$ 15,000.00	3	\$ 3,000.00	44	\$51,000.00
MSU Bozeman	49	\$ 98,000.00	41	\$ 81,000.00	2	\$ 2,000.00		\$ -		\$ -		\$ -		\$ -	92	\$181,000.00
MSU Great Falls COT	4	\$ 7,000.00	7	\$ 14,000.00		\$ -	20	\$ 20,000.00	11	\$ 11,000.00	24	\$ 24,000.00	6	\$ 6,000.00	72	\$82,000.00
MSU Northern	7	\$ 14,000.00	1	\$ 2,000.00	2	\$ 2,000.00	15	\$ 15,000.00	8	\$ 8,000.00	19	\$ 19,000.00	4	\$ 4,000.00	56	\$64,000.00
U of M Helena COT		\$ -	4	\$ 8,000.00		\$ -	14	\$ 14,000.00	8	\$ 8,000.00	17	\$ 17,000.00	4	\$ 4,000.00	47	\$51,000.00
U of M Missoula	47	\$ 93,000.00	27	\$ 54,000.00		\$ -		\$ -		\$ -		\$ -		\$ -	74	\$147,000.00
U of M Missoula COT	3	\$ 6,000.00	7	\$ 14,000.00		\$ -	21	\$ 21,000.00	12	\$ 12,000.00	26	\$ 26,000.00	6	\$ 6,000.00	75	\$85,000.00
U of M MT Tech	21	\$ 42,000.00	10	\$ 20,000.00		\$ -		\$ -		\$ -		\$ -		\$ -	31	\$62,000.00
U of M MT Tech COT	1	\$ 1,000.00	1	\$ 2,000.00		\$ -	6	\$ 6,000.00	3	\$ 3,000.00	7	\$ 7,000.00	2	\$ 2,000.00	20	\$21,000.00
U of M Western	7	\$ 14,000.00	2	\$ 4,000.00		\$ -	14	\$ 14,000.00	8	\$ 8,000.00	20	\$ 20,000.00	4	\$ 4,000.00	55	\$64,000.00
Dawson CC	2	\$ 3,000.00	2	\$ 4,000.00		\$ -	6	\$ 6,000.00	3	\$ 3,000.00	7	\$ 7,000.00	2	\$ 2,000.00	22	\$25,000.00
FVCC	1	\$ 2,000.00	3	\$ 6,000.00		\$ -	22	\$ 22,000.00	12	\$ 12,000.00	27	\$ 27,000.00	6	\$ 6,000.00	71	\$75,000.00
Miles CC	3	\$ 5,000.00	2	\$ 4,000.00		\$ -	8	\$ 7,500.00	7	\$ 6,500.00	7	\$ 7,000.00	4	\$ 4,000.00	30	\$34,000.00
Blackfeet CC		\$ -		\$ -		\$ -	9	\$ 9,000.00	5	\$ 5,000.00	12	\$ 12,000.00	2	\$ 2,000.00	28	\$28,000.00
Chief Dull Knife College	1	\$ 2,000.00		\$ -		\$ -	5	\$ 5,000.00	2	\$ 2,000.00	4	\$ 4,000.00	1	\$ 1,000.00	13	\$14,000.00
Fort Belknap College		\$ -		\$ -		\$ -	3	\$ 3,000.00	2	\$ 2,000.00	3	\$ 3,000.00	1	\$ 1,000.00	9	\$9,000.00
Fort Peck CC	1	\$ 2,000.00		\$ -		\$ -	7	\$ 7,000.00	4	\$ 4,000.00	9	\$ 9,000.00	2	\$ 2,000.00	23	\$24,000.00
Little Big Horn College		\$ -		\$ -		\$ -	4	\$ 4,000.00	2	\$ 2,000.00	5	\$ 5,000.00	1	\$ 1,000.00	12	\$12,000.00
Salish Kootenai College	2	\$ 4,000.00	1	\$ 1,000.00		\$ -	11	\$ 11,000.00	6	\$ 6,000.00	13	\$ 13,000.00	3	\$ 3,000.00	36	\$38,000.00
Stone Child College	1	\$ 2,000.00		\$ -		\$ -	3	\$ 3,000.00	2	\$ 2,000.00	4	\$ 4,000.00	1	\$ 1,000.00	11	\$12,000.00
Totals	166	\$ 330,000.00	119	\$236,000.00	8	\$ 8,000.00	180	\$179,500.00	102	\$101,500.00	219	\$219,000.00	52	\$52,000.00	844	\$1,126,000.00

**Governor's Best and Brightest Scholarship
2008 - 2009
Renewed Scholarships Disbursed by MGSLP**

	Merit		MAL		Rewards Need-Gen		Need-Gen		Need-HS		Need-Tech		Need-Trades		Total	
	Number	Amount	Number	Amount	Number	Amount	Number	Amount	Number	Amount	Number	Amount	Number	Amount	Number	Amount
MSU Billings	32	\$ 47,000.00	8	\$ 16,000.00	10	\$10,000.00		\$ -		\$ -		\$ -		\$ -	50	\$73,000.00
MSU Billings COT	1	\$ 2,000.00	1	\$ 2,000.00	11	\$10,500.00	19	\$ 18,534.00	5	\$ 5,000.00	13	\$ 13,000.00		\$ -	49	\$51,034.00
MSU Bozeman	105	\$ 143,000.00	44	\$ 90,000.00	23	\$23,000.00	6	\$ 6,000.00		\$ -		\$ -		\$ -	178	\$262,000.00
MSU Great Falls COT	1	\$ 2,000.00	7	\$ 14,000.00	25	\$25,000.00	24	\$ 23,871.00	8	\$ 8,000.00	14	\$ 14,000.00		\$ -	79	\$86,871.00
MSU Northern	9	\$ 16,000.00	7	\$ 14,000.00	27	\$26,500.00	24	\$ 23,618.00	5	\$ 4,500.00	13	\$ 13,000.00		\$ -	84	\$97,618.00
U of M Helena COT	1	\$ 2,000.00	3	\$ 6,000.00	12	\$11,500.00	15	\$ 15,832.00	6	\$ 6,000.00	5	\$ 5,000.00	8	\$ 7,500.00	49	\$53,832.00
U of M Missoula	90	\$ 130,000.00	27	\$ 56,000.00	5	\$ 4,500.00		\$ -		\$ -		\$ -		\$ -	122	\$190,500.00
U of M Missoula COT	1	\$ 2,000.00	3	\$ 3,000.00	17	\$16,500.00	53	\$ 53,126.00	8	\$ 8,000.00	24	\$ 24,000.00		\$ -	104	\$106,626.00
U of M MT Tech	20	\$ 34,000.00	12	\$ 24,000.00	6	\$ 6,000.00		\$ -		\$ -		\$ -		\$ -	38	\$64,000.00
U of M MT Tech COT		\$ -	4	\$ 7,000.00	8	\$ 8,000.00	10	\$ 9,400.00	2	\$ 2,000.00	4	\$ 4,000.00		\$ -	28	\$30,400.00
U of M Western	4	\$ 4,000.00	4	\$ 7,000.00	13	\$13,000.00	23	\$ 22,771.00	16	\$ 16,000.00	8	\$ 7,500.00		\$ -	67	\$70,271.00
Dawson CC	1	\$ 2,000.00		\$ -	3	\$ 3,000.00	11	\$ 10,731.00	3	\$ 3,000.00	7	\$ 6,500.00		\$ -	24	\$25,231.00
FVCC	1	\$ 1,000.00	1	\$ 2,000.00	25	\$25,000.00	31	\$ 30,652.00	8	\$ 7,500.00	14	\$ 13,500.00		\$ -	79	\$79,652.00
Miles CC	3	\$ 6,000.00		\$ -	6	\$ 6,000.00	20	\$ 19,369.00	4	\$ 4,000.00	5	\$ 5,000.00		\$ -	38	\$40,369.00
Blackfeet CC		\$ -		\$ -	15	\$14,500.00	13	\$ 11,933.00	1	\$ 1,000.00	4	\$ 4,000.00		\$ -	32	\$31,433.00
Chief Dull Knife College	1	\$ 2,000.00		\$ -	8	\$ 7,500.00	4	\$ 4,171.00	2	\$ 1,500.00	1	\$ 1,000.00		\$ -	15	\$16,171.00
Fort Belknap College	1	\$ 2,000.00	1	\$ 2,000.00	6	\$5,500.00	2	\$ 1,663.00	2	\$ 1,500.00	1	\$ 1,000.00		\$ -	12	\$13,663.00
Fort Peck CC		\$ -		\$ -	13	\$13,000.00	8	\$ 8,067.00	2	\$ 2,000.00	4	\$ 4,000.00		\$ -	27	\$27,067.00
Little Big Horn College	1	\$ 2,000.00		\$ -	4	\$ 5,000.00	7	\$ 6,777.00	2	\$ 2,000.00	8	\$ 7,500.00		\$ -	21	\$23,277.00
Salish Kootenai College	2	\$ 4,000.00		\$ -	18	\$18,000.00	14	\$ 14,322.00	2	\$ 2,000.00	6	\$ 6,000.00		\$ -	42	\$44,322.00
Stone Child College	-2	\$ (2,000.00)		\$ -	12	\$12,000.00	6	\$ 5,663.00		\$ -	3	\$ 3,000.00		\$ -	19	\$18,663.00
Totals	271	\$399,000.00	119	\$243,000.00	263	\$264,000.00	287	\$286,500.00	74	\$74,000.00	132	\$132,000.00	8	\$7,500.00	1152	\$1,406,000.00

Disclaimer Regarding Charts and Graphs

The unique nature of scholarship administration creates certain variances that can be confusing and result in what appear to be inconsistencies in the number and amount of scholarships being reported. These inconsistencies are exactly that – inconsistencies as opposed to errors.

Pages 6 and 7 are spread sheets representing new and renewed scholarships disbursed by MGSLP. These numbers represent the actual dollar amount of scholarships disbursed by MGSLP. The graphs and accompanying spreadsheets that begin on page 11 are based upon information received from campuses. Statute and policy allows campuses to re-issue scholarship funds when students don't renew (or don't show up). This methodology typically means that the schools will report additional scholarships as compared to the numbers actually disbursed by MGSLP (since one merit scholarship can become multiple need-based scholarships).

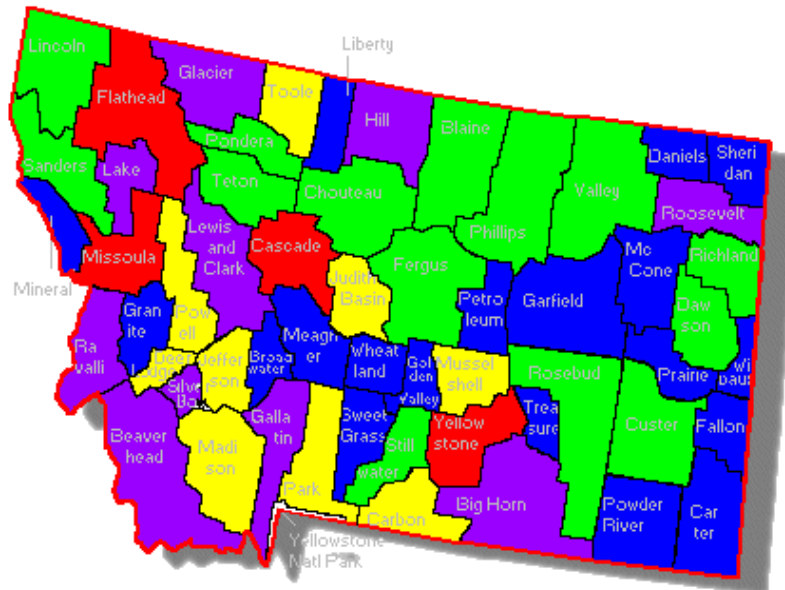
Here's an example of how the numbers can be different:

Both MGSLP and the postsecondary institution are expecting Johnny to enroll and receive a Best and Brightest Merit Scholarship. MGSLP disburses the scholarship to the institution. On our annual report, MGSLP records the scholarship as a B&B merit scholarship for \$2,000. Johnny, unfortunately, drops out after one semester. The school reports the merit scholarship in the amount of \$1,000 since the student only received the scholarship for one semester, then reports an additional need-based scholarship during the second semester.

MGSLP continues to work with our schools in an attempt to improve the accuracy and consistency of reporting.

08-09 Governor's Scholarship - All Scholarships

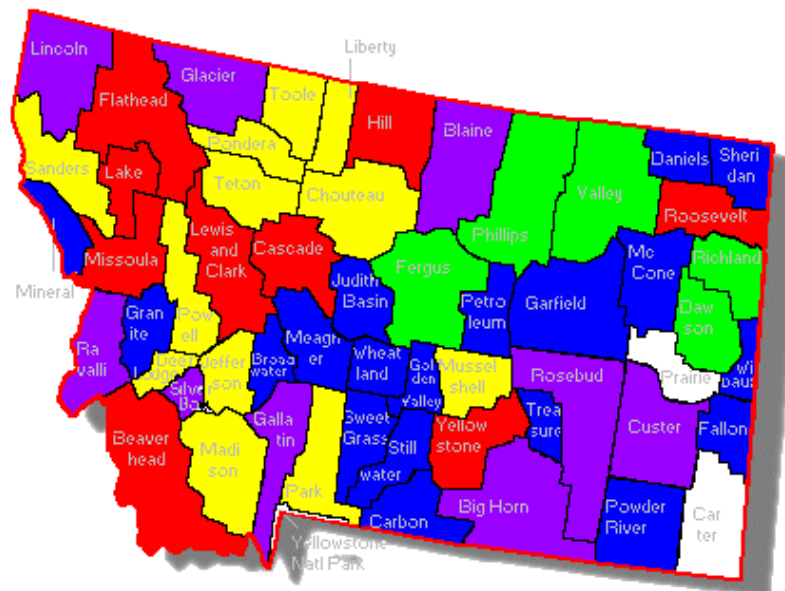
- - 1 - 10
- - 11 - 20
- - 21 - 50
- - 51 - 100
- - Over 100



10-26-09

08-09 Governor's Scholarship - Need Based Recipients

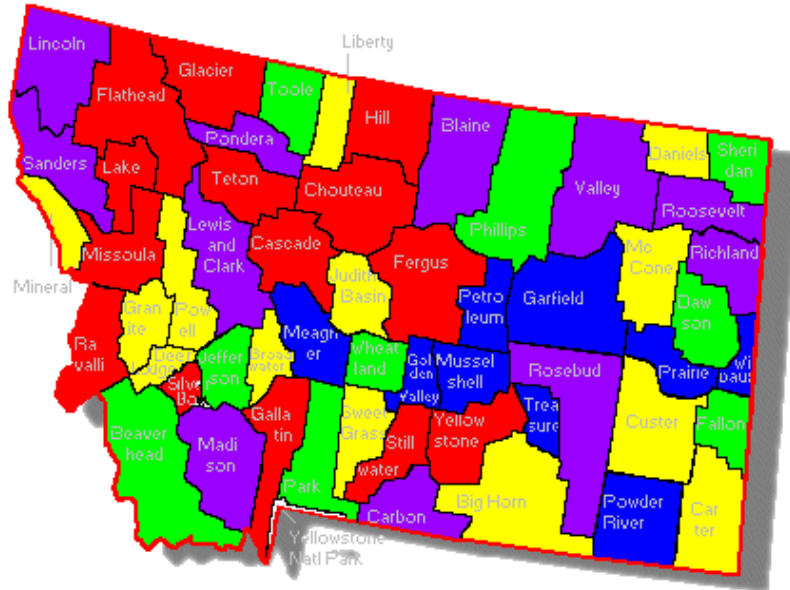
- - 1 - 5
- - 6 - 10
- - 11 - 25
- - 26 - 50
- - Over 50



10-26-09

08-09 Governor's Scholarship - Merit Based Recipients

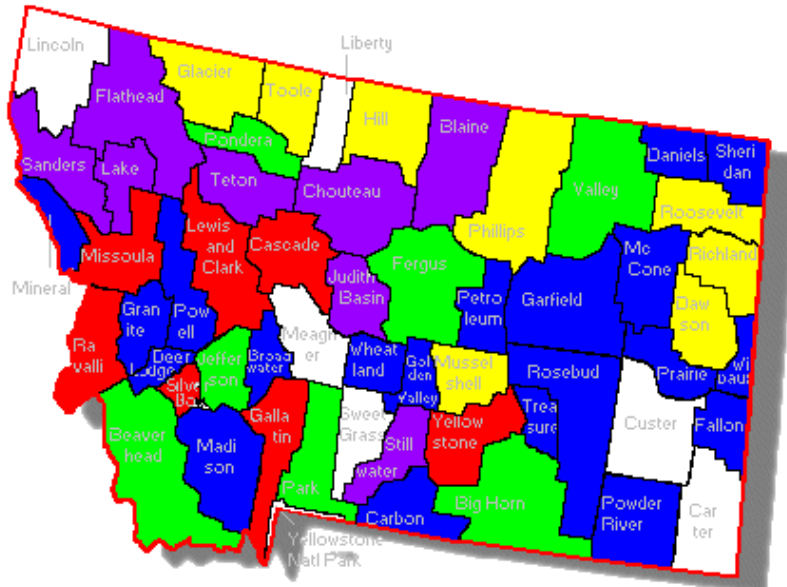
- - 1 - 2
- - 3 - 4
- - 5 - 6
- - 7 - 10
- - Over 10



10-26-09

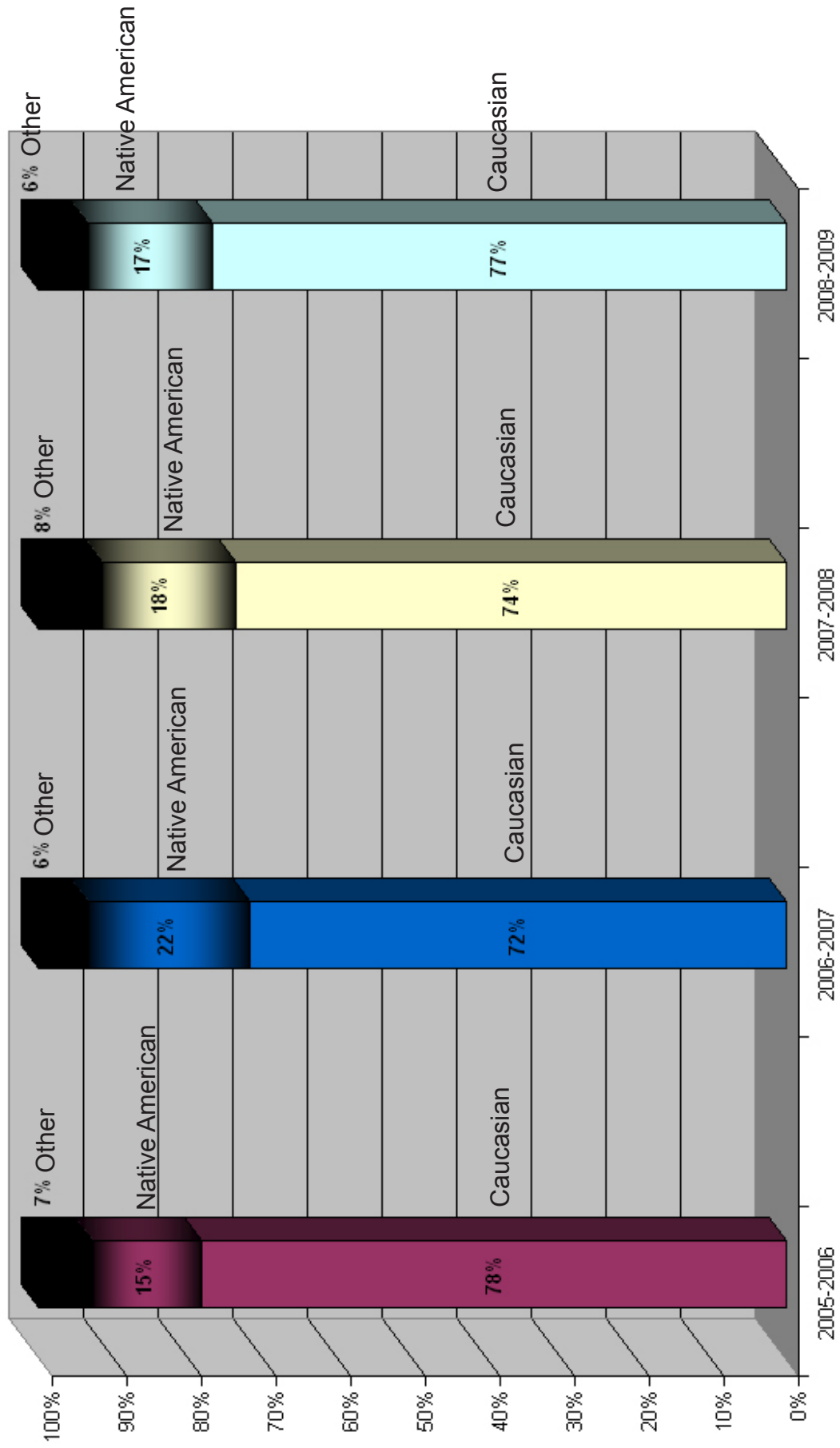
08-09 Governor's Scholarship - Merit-At-Large Recipients

- - 1 - 2
- - 3 - 4
- - 5 - 6
- - 7 - 10
- - Over 10

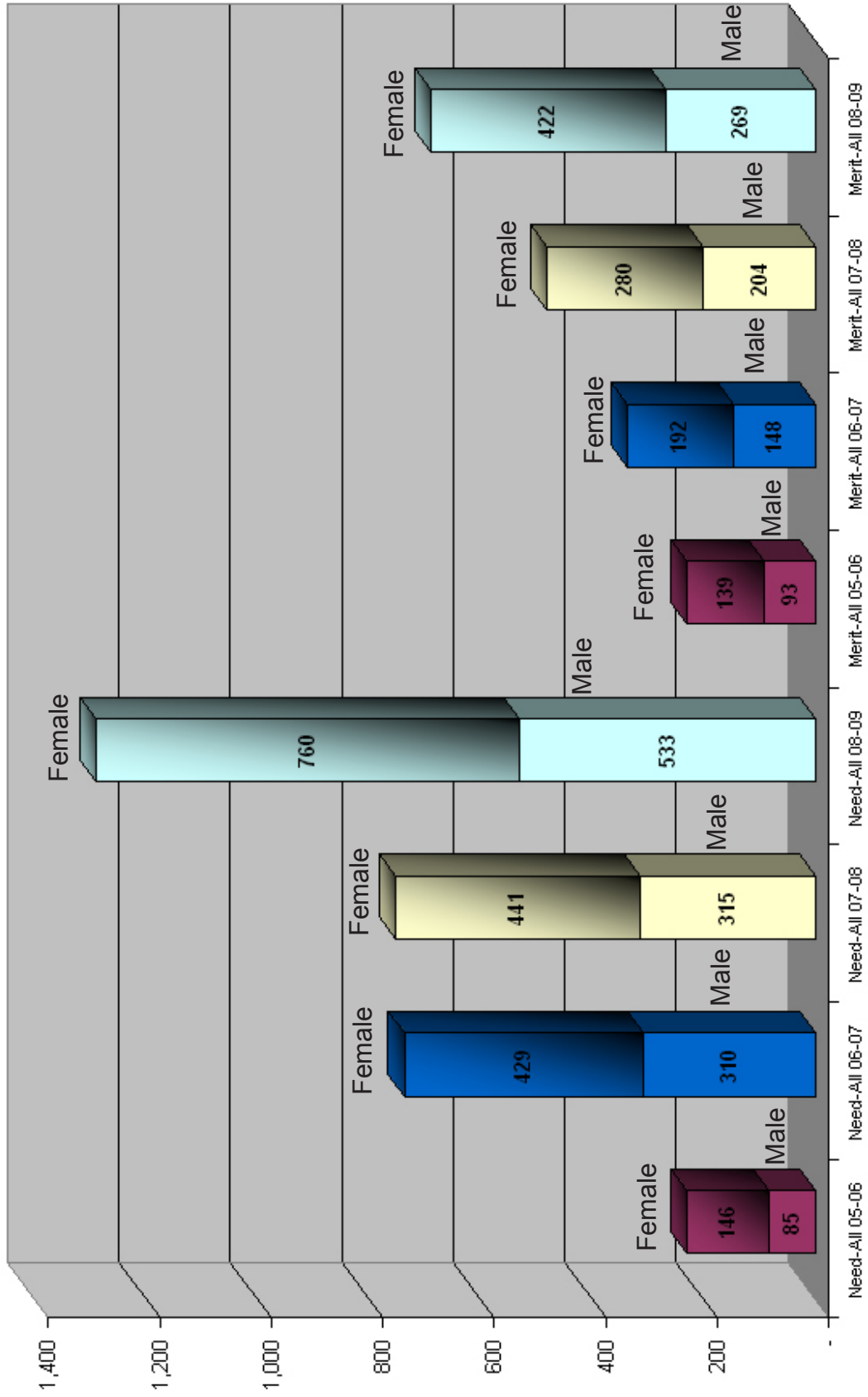


10-26-09

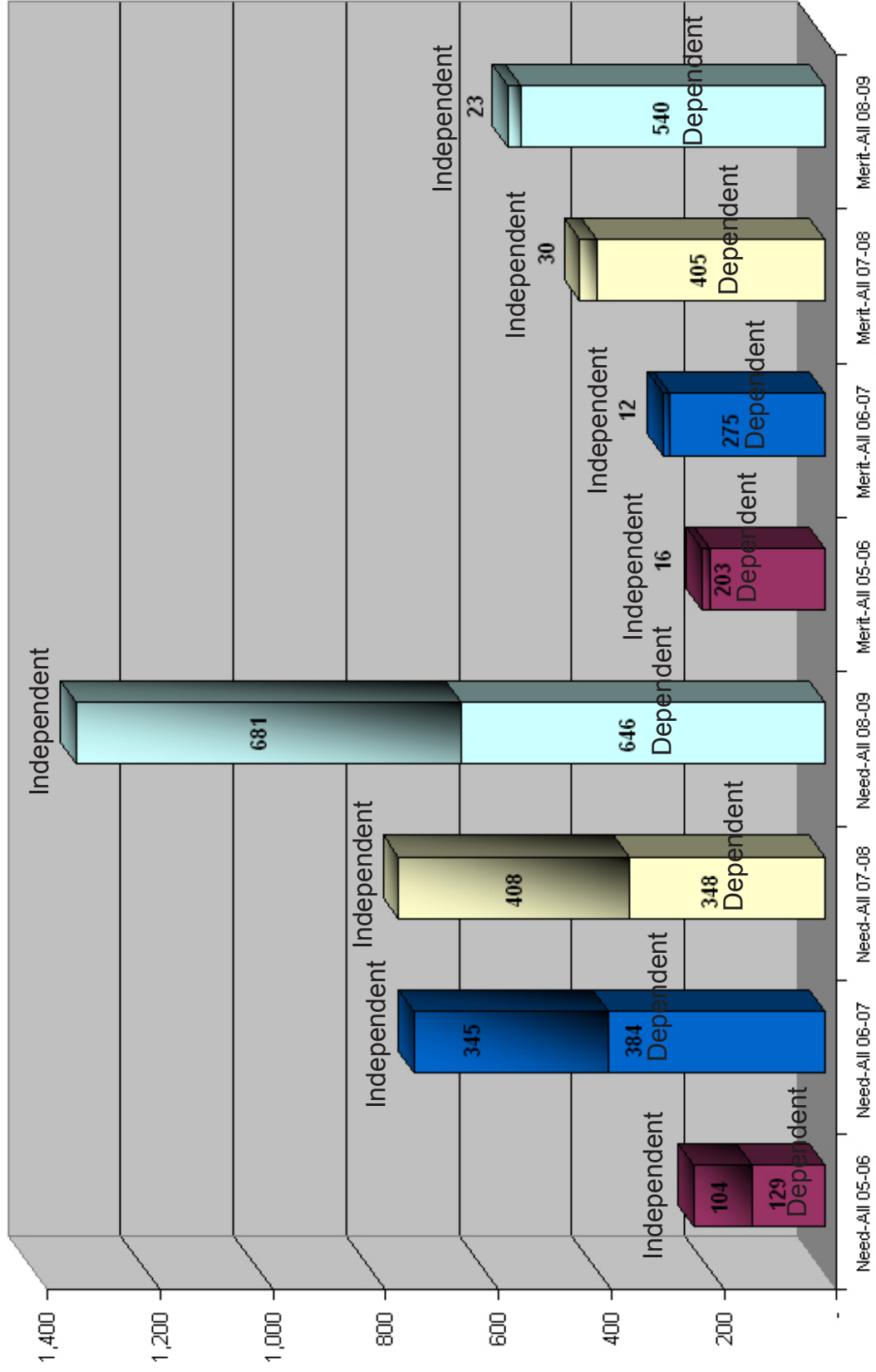
Governor's Scholarship Recipients by Race



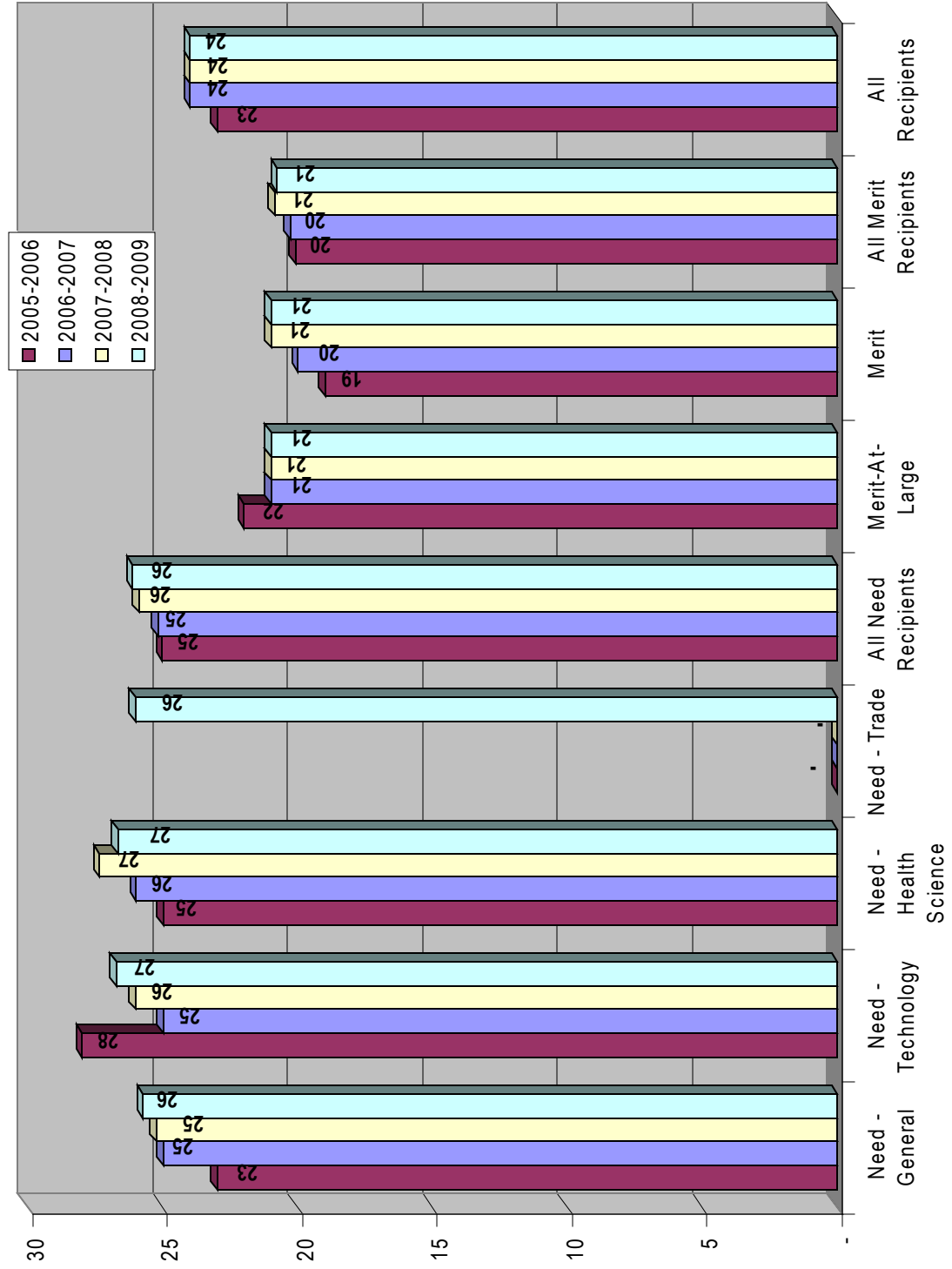
Governor's Scholarship Recipients by Gender



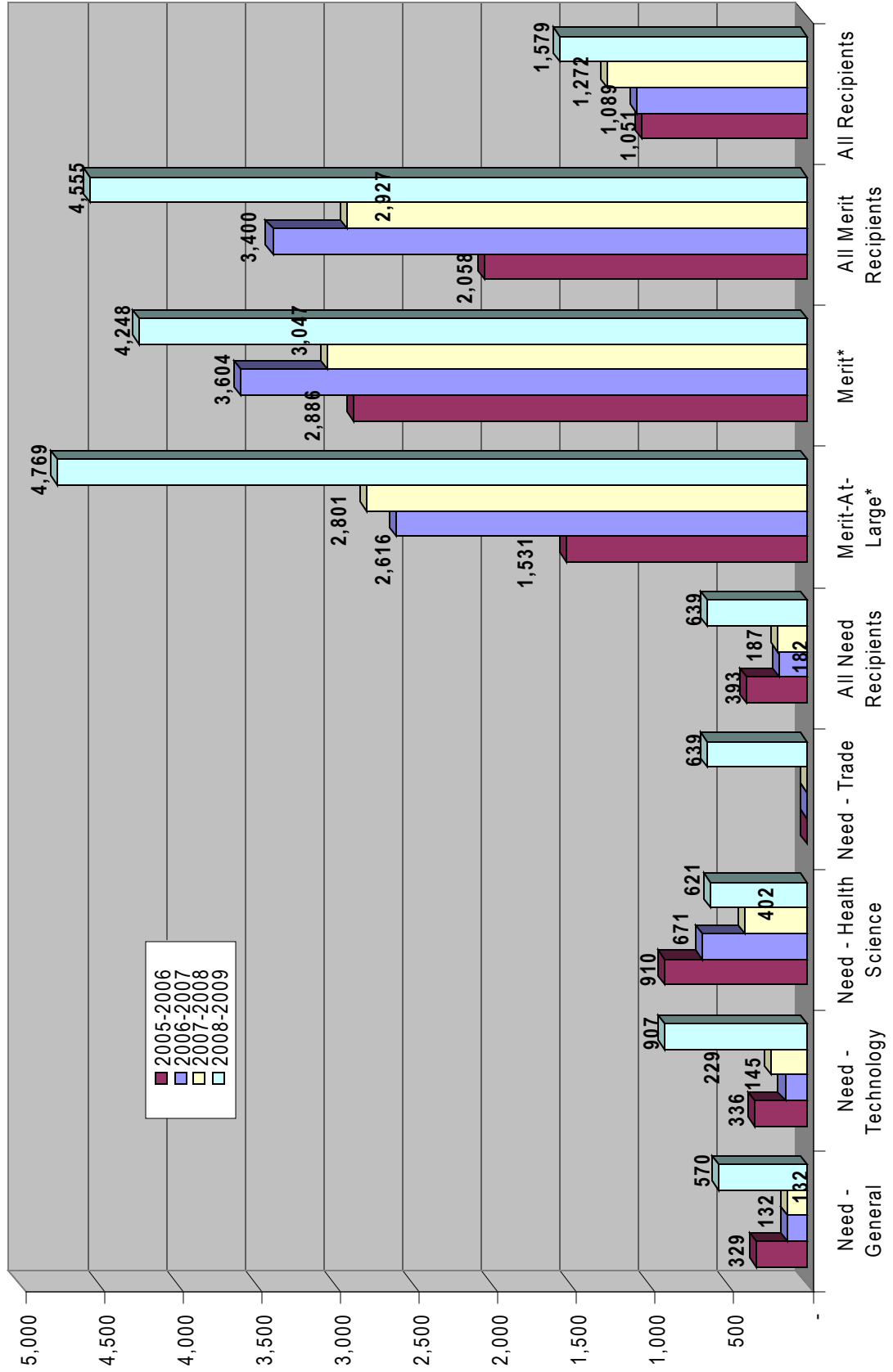
Governor's Scholarship Recipients by Dependency Status



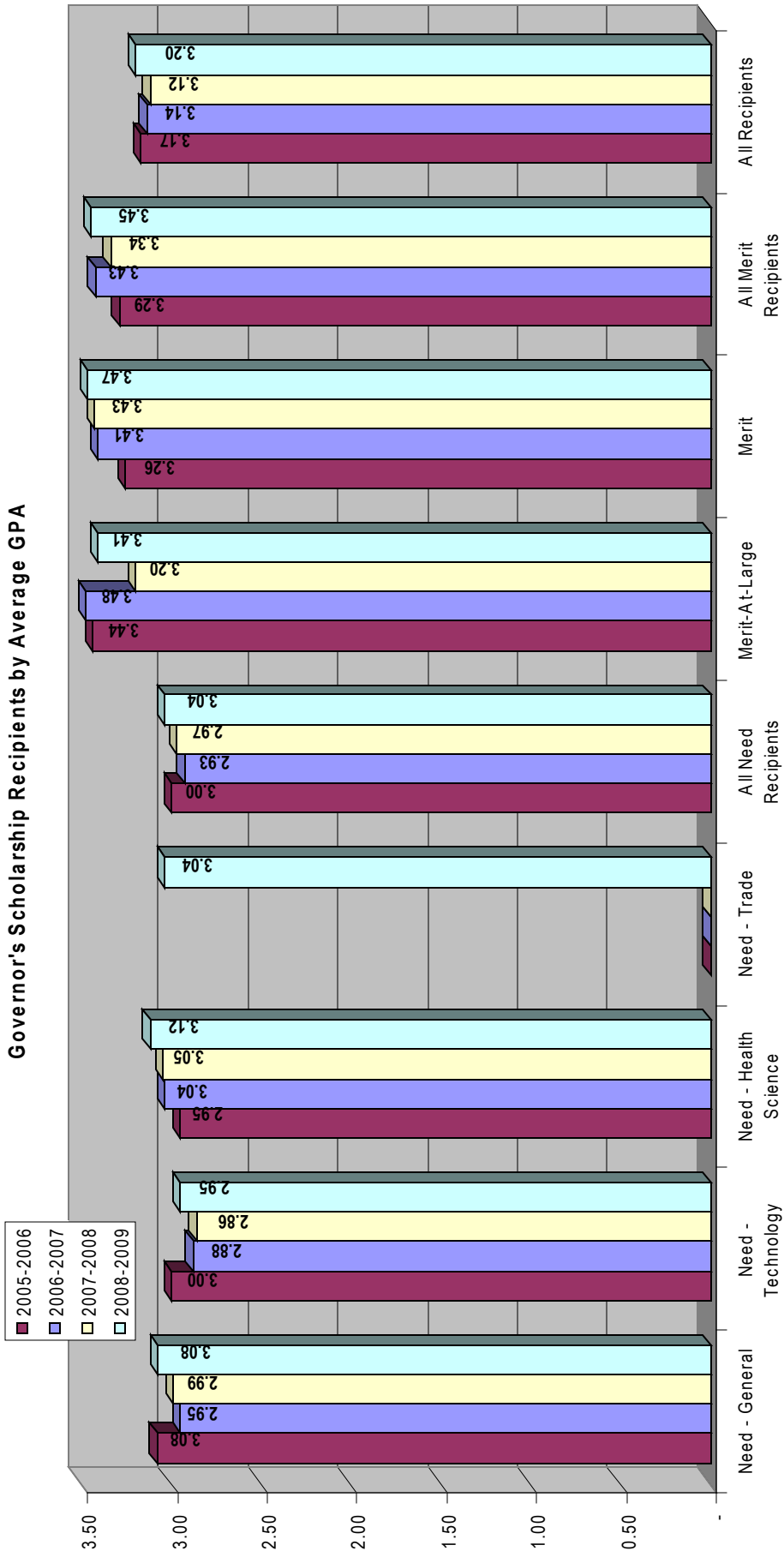
Governor's Recipients by Average Age



Governor's Recipients by Median Expected Family Contribution



Governor's Scholarship Recipients by Average GPA



APPENDIX:

MONTANA BOARD OF REGENTS OF HIGHER EDUCATION Policy and Procedures Manual

SUBJECT: STUDENT AFFAIRS

Policy 501.3 - Governor's Post-Secondary Scholarship Program

Revised: November 21, 2008; **Issued:** January 16, 2009

A. Board Policy

1. The Governor's Postsecondary Scholarship Program (the Program) was created by §§ 20-26-601 through 20-26-613, MCA. The purpose of the Program is to provide scholarships on the basis of need and merit to Montana residents toward the cost of attendance at qualifying two-year and four-year postsecondary institutions and to allocate some of the scholarships to specific areas of study that promote economic development or address critical workforce shortage areas in Montana.

2. A Governor's Scholarship Advisory Council appointed by the Governor will assist the Board of Regents of Higher Education in administering the scholarship program. The Commissioner of Higher Education, under the authority of the Board and in consultation with the Council, shall administer the Program under the terms of this policy. The Montana Guaranteed Student Loan Program (MGSLP) will facilitate this program on behalf of the Office of the Commissioner of Higher Education.

B. Eligibility.

A student is eligible to receive a Governor's Scholarship providing the student:

1. Is a resident of the State of Montana;
2. Has been accepted by or is enrolled at an eligible Montana postsecondary institution;
3. For scholarships based upon financial need, has completed the Free Application for Federal Student Aid (FAFSA) form and does not have an expected family contribution (EFC) exceeding the cost of attendance at the postsecondary institution the student will or is attending;
4. For scholarships based upon merit, has obtained a high school GPA of at least 3.0 or a score of at least 20 on the ACT or 1440 on the SAT college admission test; and be enrolled full-time at an eligible postsecondary institution;
5. Is not also receiving a Montana University System Honor Scholarship for the same period of enrollment;
6. If applicable, has met the Title IV selective services registration requirements;
7. Is not in default on a Title IV or state of Montana education loan;
8. Does not owe a refund to a federal Title IV or state of Montana student financial aid program;
9. Is not incarcerated;
10. Is seeking a first certificate, associate, or baccalaureate degree at a qualifying Montana postsecondary institution.

C. Categories of Scholarships

The Program will award three categories of scholarship: merit-based awards to graduating high school seniors, merit-based awards to at-large applicants, and need-based awards.

1. Merit-based awards to graduating high school seniors: Each accredited Montana high school, including accredited nonpublic high schools, is eligible to award at least one Governor's Scholarship for merit annually in the amount of \$2,000, to a graduating student in accordance with Title 20, Chapter 26, Part 6, MCA.

MONTANA BOARD OF REGENTS OF HIGHER EDUCATION
Policy and Procedures Manual

SUBJECT: STUDENT AFFAIRS

Policy 501.3 - Governor's Post-Secondary Scholarship Program

Revised: November 21, 2008; **Issued:** January 16, 2009

2. Merit-based awards available to at-large applicants: MGSLP will award Governor's Scholarships annually in the amount of \$2,000 each, based on merit in accordance with Title 20, Chapter 26, Part 6, MCA.
3. Need-based awards: MGSLP will allocate Governor's Scholarships annually to eligible postsecondary institutions in the amount of \$1,000 each, to be awarded based on financial need in accordance with Title 20, Chapter 26, Part 6, MCA.

D. Eligible Institutions

Recipients of a Governor's Scholarship may utilize the award at any of the following eligible postsecondary institutions: (1) a campus of the Montana University System, as defined in § 20-25-201; (2) a Montana community college, defined and organized as provided in § 20-15-101; (3) a two-year, accredited tribal community college located in the state of Montana or a four-year accredited tribal college located in the state of Montana; or (4) a private, not-for-profit college, under the following conditions: if donations to the Program from private sources are designated for a Montana private nonprofit private educational institution, as defined in § 15-30-163(3)(b), the scholarship may be used at the designated institution, subject to the same award, eligibility and renewal requirements as for recipients attending eligible postsecondary institutions.

E. Procedures

1. Merit-based awards to graduating high school seniors.

a. A high school principal, or the principal's designee, will select recipients from his or her high school based upon the eligibility criteria described in § B-4 of this policy utilizing the methodology set forth in Regents Policy 501.1(A)(2). The computation of actual grade point averages shall be as of the end of the 7th semester of high school or, in the case of a student graduating in three years, at the end of the 5th semester of high school. To remain eligible the student must maintain a 3.00 or higher GPA through the completion of high school.

b. If a recipient decides not to attend an eligible campus, the student should relinquish the scholarship at once. If the scholarship is relinquished prior to May 15th of the award year, the principal or designee may award the scholarship to the next ranking eligible member of the same graduating class. Such recipient will be subject to the same restrictions as all other scholarship recipients.

2. Merit At-Large Scholarships

a. Eligible students must apply for the scholarship. To be eligible to receive an at-large scholarship, a student must apply to and be accepted by an eligible postsecondary institution and may be required to complete a FAFSA. The student must also submit a completed scholarship application to the MGSLP not later than March 31 of the award year. Failure to meet these requirements will disqualify the student for an at-large scholarship.

b. MGSLP will award scholarships based upon any or all of the following criteria:

- (1) The applicant's high school grade point average;
- (2) The applicant's coursework;
- (3) The applicant's ACT or SAT results;
- (4) The applicant's extra-curricular activity;
- (5) The applicant's community service or volunteer work;

MONTANA BOARD OF REGENTS OF HIGHER EDUCATION
Policy and Procedures Manual

SUBJECT: STUDENT AFFAIRS

Policy 501.3 - Governor's Post-Secondary Scholarship Program

Revised: November 21, 2008; **Issued:** January 16, 2009

- (6) The applicant's financial need;
- (7) The impact a scholarship would make for the applicant's college attendance;
- (8) The compelling nature of the applicant's circumstances;
- (9) Enrollment in a two-year associate or certificate program;
- (10) References or other requirements, as required by MGSLP.

3. Need-based awards

a. The MGSLP will allocate need-based awards each year to eligible postsecondary institutions based upon the most recent full time equivalent enrollment information available to the MGSLP. Each eligible postsecondary institution will receive a minimum of five need-based scholarships, regardless of the actual FTE calculation.

b. The Commissioner of Higher Education will determine the specific areas of study that promote economic development or address current or projected critical workforce shortage areas. MGSLP will advise each postsecondary institution of the specific number of general, health science, technology, or trades scholarships it may award. An eligible campus will obtain approval from MGSLP to re-award the scholarships if the campus is unable to award the specified health science, technology, or trades scholarships prescribed.

c. The financial aid office at each postsecondary institution shall be solely responsible for identifying and awarding need-based scholarships. No standard criteria will be used for selecting candidates other than the primary consideration of financial need. Because many students have an EFC of zero, institutions may use any or all of the following guidelines for identifying need-based students:

- (1) The ability of the student to benefit from the scholarship;
- (2) The status of the student as a first generation or non-traditional college student;
- (3) The impact a scholarship would have on a student's debt-load, need to work; while attending college, or ability to remain in the state of Montana after graduation;
- (4) The past academic performance of the student;
- (5) Other compelling circumstances.

F. Renewal of Scholarships

Contingent upon the availability of funds, the Governor's Scholarship is renewable annually provided that: (1) students awarded scholarships based upon financial need meet, at a minimum, satisfactory academic progress; (2) students awarded scholarships based upon merit meet, at a minimum, satisfactory academic progress and complete 24 credits or more per academic year. Awards to students attending four year institutions may be renewed for no more than eight consecutive semesters. The total value of a merit-based scholarship over eight semesters shall not exceed \$8,000. Awards to students attending two year institutions may be renewed for no more than four continuous semesters. The total value of a need-based award over four semesters shall not exceed \$2,000. The total value of a merit award at a two-year institution over four semesters shall not exceed \$4,000, provided, however, that the recipient of a two-year merit scholarship may petition in writing to MGSLP for an extension of that award up to a maximum of four additional semesters on the following conditions: (1) the student has transferred to an eligible four-year institution; (2) is enrolled full-time; and (3) all other terms and requirements of this policy have been met.

MONTANA BOARD OF REGENTS OF HIGHER EDUCATION
Policy and Procedures Manual

SUBJECT: STUDENT AFFAIRS
Policy 501.3 - Governor's Post-Secondary Scholarship Program
Revised: November 21, 2008; *Issued:* January 16, 2009

G. Transferability

The Governor's Scholarship is transferable between eligible campuses upon proper transfer, notification of MGSLP, and continued adherence to all eligibility requirements.

H Funds; Authorization to Distribute Funds

1. Except for funds donated from private sources, the obligation for funding the Program is an obligation of the State. The Board of Regents is not required to provide a scholarship to an eligible student without a line item appropriation to the Board for this purpose.
2. If the line item appropriation is insufficient to fully fund the Program, qualified recipients seeking renewal of their scholarships will have priority for available funds.
3. If the line item appropriation is insufficient to fully fund the Program, the number of scholarships will be reduced, but individual award amounts will remain unchanged (i.e. the award amount will remain \$1,000 or \$2,000 depending upon the category of scholarship).
4. Funds from a scholarship must be used toward the cost of attendance at a qualifying postsecondary institution and may not be used to pay for remedial or college-preparatory course work. Each Governor's Scholarship will be distributed directly to the postsecondary institution in installments at the beginning of each term (semester or quarter) that corresponds with the terms of the institution's academic year, for payment toward the recipient's cost of attendance.

I. Provisions Applicable to All Awards

1. Recipients of a Governor's Scholarship are not precluded from receiving other financial aid, awards, or scholarships, except as required by federal or state law or board policy.
2. A recipient must use his or her Governor's Scholarship during the next chronological semester or term (excluding summer) after being awarded the scholarship.
3. A recipient who is assigned to active military duty does not lose his or her eligibility or right to renew the scholarship by that reason during such tour of active duty, provided he or she returns to school within nine months of discharge from active military duty; all other eligibility requirements apply.
4. Recipients are limited to one category of award (i.e. one merit, need-based, or at-large scholarship).
5. A Governor's Scholarship may be used as payment toward classes taken on-line if those on-line classes are considered part of the home campus cost of attendance.

J. Reversion of Scholarships To MGSLP

1. If a Montana high school has no graduates who qualify for a scholarship, the scholarships revert to MGSLP and may be reallocated to any category of scholarship at the discretion of the MGSLP.

MONTANA BOARD OF REGENTS OF HIGHER EDUCATION
Policy and Procedures Manual

SUBJECT: STUDENT AFFAIRS

Policy 501.3 - Governor's Post-Secondary Scholarship Program

Revised: November 21, 2008; **Issued:** January 16, 2009

2. If a recipient loses eligibility, postsecondary institutions may revert the money to MGSLP for reallocation or may re-award scholarships as follows:

Financial aid offices may fill vacated scholarship slots with a new, need-based recipient. When practical, the new recipient should be of the same category of need (i.e. health science, technology, etc.). The value of the scholarship will be the remaining value of the relinquished scholarship, not to exceed \$2,000 (meaning the value of the scholarship could be something other than \$1,000 or \$2,000). These scholarship awards are one-time-only awards and schools are not expected to report these awards as Governor's Scholarships.

K Reports

1. High schools will report to MGSLP not later than May 15 of each year the names of scholarship recipients, including which institution the recipients will attend.

2. Postsecondary institutions will report to MGSLP not later than October 31 of each year the recipients and their courses of study for all Governor's Scholarships.

3. MGSLP will present to the Advisory Council a list of all recipients awarded Governor's Scholarships, by categories of scholarship, by postsecondary institution attended and by course of study, where applicable, for the Council's review. The report will be provided to the Board of Regents each year.

L. Appeals

Scholarship awards are not subject to appeal however recipients may appeal termination or non-renewal of their awards to the Commissioner of Higher Education, based on the showing of extenuating circumstances. The Commissioner's decision will be final.

History:

Item 129-102-R1105, Governor's Postsecondary Scholarship Program Policies, approved by the Board of Regents November 18, 2005 (Memo). Item 136-101-R0907, approved by the Board of Regents September 20, 2007. ITEM 138-111-R0308 (Supporting Material), approved March 6, 2008, clarifying renewal of scholarships. ITEM 141-102-R1108 approved November 21, 2008.

2008 - 2009 Academic Year

Governor's Scholarship Break down	As Reported by Schools							All Recipients
	Need - General	Need - Technology	Need - Health Science	Need - Trade	Merit-At-Large	Merit		
MSU - Bozeman	46	-	-	-	86	155	287	
MSU - Billings	67	27	10	-	50	20	174	
MSU - Northern	91	32	14	3	8	16	164	
MSU - Great Falls	89	27	27	6	13	5	167	
UM - Missoula	121	49	20	6	65	142	403	
UM - Western	62	26	24	5	6	11	134	
MT Tech	12	11	5	2	27	47	104	
UM - Helena	14	17	8	4	7	1	51	
Flathead Valley CC	69	37	18	6	4	3	137	
Miles CC	32	7	12	4	2	6	63	
Dawson CC	17	15	7	3	2	5	49	
Salish Kootenai	39	24	8	4	1	4	80	
Blackfeet	16	18	7	2	-	-	43	
Chief Dull Knife	14	6	3	1	-	2	26	
Fort Belknap	9	4	3	1	1	1	19	
Fort Peck	25	13	6	2	-	1	47	
Little Big Horn	24	9	3	-	-	1	37	
Stone Child	24	9	4	1	-	-	38	
2008-2009 Totals	771	331	179	50	272	420	2,023	
2005-2006 Totals	82	101	48	-	59	173	463	
2006-2007 Totals	323	284	134	-	83	260	1,084	
2007-2008 Totals	370	239	147	-	193	291	1,240	

2008 - 2000 Academic Year

		As Reported by Schools										
Governor's Scholarship - Race		American Indian/Alaskan Native	Hispanic/Latino	African American	Oriental/Asian American	Other	No Response	All Recipients				
	Caucasian											
MSU - Bozeman	266	9	2	-	2	1	7	287				
MSU - Billings	152	7	10	-	3	1	1	174				
MSU - Northern	136	9	2	1	2	1	13	164				
MSU - Great Falls	136	9	3	7	2	-	10	167				
UM - Missoula	350	21	4	-	6	3	19	403				
UM - Western	128	5	-	-	-	-	1	134				
MT Tech	99	4	-	-	-	1	-	104				
UM - Helena	42	2	3	-	-	1	3	51				
Flathead Valley CC	120	2	4	1	2	-	8	137				
Miles CC	59	4	-	-	-	-	-	63				
Dawson CC	48	-	1	-	-	-	-	49				
Salish Kootenai	7	73	-	-	-	-	-	80				
Blackfeet	-	40	-	-	-	-	3	43				
Chief Dull Knife	-	26	-	-	-	-	-	26				
Fort Belknap	1	18	-	-	-	-	-	19				
Fort Peck	6	41	-	-	-	-	-	47				
Little Big Horn	-	33	-	-	-	-	4	37				
Stone Child	1	37	-	-	-	-	-	38				
2008-2009	1,551	340	29	9	17	8	69	2,023				
2005-2006	362	68	7	2	1	1	22	463				
2006-2007	777	236	15	-	3	3	50	1,084				
2007-2008	913	222	25	4	6	5	65	1,240				
2008-2009	77%	17%	1%	0%	1%	0%	3%					
2007-2008	74%	18%	2%	0%	0%	0%	5%					
2006-2007	72%	22%	1%	0%	0%	0%	5%					
2005-2006	78%	15%	2%	0%	0%	0%	5%					

2008 - 2009 Academic Year
As Reported by Schools

Governor's Scholarship - Gender		Need - General		Need - Technology		Need - Health Science		Need - Trade		Need - All		Merit-At-Large		Merit		Merit - All		All Recipients			
		Male	Female	Male	Female	Male	Female	Male	Female	Male	Female	Male	Female	Male	Female	Male	Female	Male	Female	Male	Female
School																					
MSU - Bozeman	11	35	-	-	-	-	-	-	-	11	35	37	49	56	99	93	148	104	183		
MSU - Billings	31	36	25	2	-	10	-	-	-	56	48	13	37	5	15	18	52	74	100		
MSU - Northern	50	41	28	4	3	8	-	3	-	84	53	7	1	9	7	16	8	100	61		
MSU - Great Falls	20	69	11	16	6	25	-	6	-	33	110	3	10	2	3	5	13	38	123		
UM - Missoula	53	68	20	29	5	15	1	5	1	78	113	19	46	44	98	63	144	141	256		
UM - Western	21	41	8	18	14	10	3	2	3	43	72	3	3	6	5	9	8	52	77		
MT Tech	8	4	7	4	2	3	1	1	1	17	12	16	11	33	14	49	25	66	36		
UM - Helena	6	8	15	2	2	6	4	-	-	23	16	3	4	1	-	4	4	27	20		
Flathead Valley CC	23	47	20	17	1	17	4	2	4	44	85	2	2	1	1	3	3	47	84		
Miles CC	11	21	6	1	1	11	4	-	-	18	33	1	1	1	5	2	6	20	39		
Dawson CC	5	12	8	7	1	6	3	-	-	14	25	1	1	3	2	4	3	18	28		
Salish Kootenai	11	28	11	13	1	7	4	-	-	23	48	-	1	1	3	1	4	24	52		
Blackfeet	8	8	13	5	1	6	2	-	-	22	19	-	-	-	-	-	-	22	19		
Chief Dull Knife	9	5	2	4	-	3	-	-	1	11	13	-	-	-	2	-	2	11	14		
Fort Belknap	1	8	3	1	-	3	-	-	1	4	13	1	-	-	1	1	1	5	13		
Fort Peck	12	13	8	5	2	4	2	-	-	22	22	-	-	1	-	1	-	23	22		
Little Big Horn	9	15	5	4	-	3	-	-	-	14	22	-	-	-	1	-	1	14	23		
Stone Child	9	15	7	2	-	4	1	-	-	16	21	-	-	-	-	-	-	16	21		
2008-2009	298	474	197	134	38	141	11	39	11	533	760	106	166	163	256	269	422	841	1,182		
2005-2006	30	52	50	50	5	44	-	-	-	85	146	25	34	68	105	93	139	178	285		
2006-2007	133	189	157	126	20	114	-	-	-	310	429	43	39	105	153	148	192	458	621		
2007-2008	154	216	138	101	23	124	-	-	-	315	441	98	95	106	185	204	280	519	721		

2008 - 2009 Academic Year
As Reported by Schools

Governor's Scholarship - Dependency Status		Need - Technology		Need - Health		Need - Trade		Need - All		Merit-AI-Large*		Merit*		Merit - All		All Recipients	
Dependent	Independent	Dependent	Ind.	Dependent	Ind.	Dependent	Ind.	Dependent	Ind.	Dependent	Ind.	Dependent	Ind.	Dependent	Ind.	Dependent	Independent
38	6	-	-	-	-	-	-	38	6	69	2	104	4	173	6	211	12
38	29	21	6	9	1	-	-	68	36	39	-	18	1	57	1	125	37
45	46	30	2	8	6	3	-	86	54	7	1	14	2	21	3	107	57
38	51	10	17	5	22	5	1	58	91	13	-	5	-	18	-	76	91
55	63	15	34	5	15	3	3	78	115	59	2	101	2	160	4	238	119
47	15	21	5	19	5	3	2	90	27	6	-	11	-	17	-	107	27
5	7	4	7	2	3	2	-	13	17	21	1	39	1	60	2	73	19
2	12	6	11	3	5	3	1	14	29	5	3	1	-	6	3	20	32
36	34	23	14	7	11	1	5	67	64	4	-	2	-	6	-	73	64
18	14	6	1	4	8	2	2	30	25	1	1	6	-	7	1	37	26
14	3	12	3	4	3	1	2	31	11	2	-	4	1	6	1	37	12
14	25	7	17	2	6	1	3	24	51	-	1	4	-	4	1	28	52
5	11	6	12	5	2	1	1	17	26	-	-	-	-	-	-	17	26
3	11	2	4	-	3	-	1	5	19	-	-	2	-	2	-	7	19
2	7	1	3	-	3	-	1	3	14	1	-	1	-	2	-	5	14
8	17	3	10	-	6	-	2	11	35	-	-	-	1	-	1	11	36
5	19	3	6	-	3	-	-	8	28	-	-	1	-	1	-	9	28
3	21	1	8	-	4	1	-	5	33	-	-	-	-	-	-	5	33
376	391	171	160	73	106	26	24	646	681	227	11	313	12	540	23	1,186	704
47	35	51	41	31	28	-	-	129	104	49	10	154	6	203	16	332	120
172	145	153	125	59	75	-	-	384	345	71	5	204	7	275	12	659	357
180	190	116	123	52	95	-	-	348	408	166	25	239	5	405	30	753	438

* Not required to complete a FAFSA

2008 - 2009 Academic Year

	As Reported by Schools				As Reported by Schools			
	Need - General	Need - Technology	Need - Health Science	Need - Trade	All Need Recipients	Merit-At-Large	Merit	All Merit Recipients
Governor's Scholarship - Average Age								
MSU - Bozeman	22	-	-	-	22	21	21	21
MSU - Billings	25	22	21	-	24	21	21	21
MSU - Northern	27	21	22	19	25	22	20	21
MSU - Great Falls	26	26	29	21	27	20	20	20
UM - Missoula	26	30	28	31	27	20	21	21
UM - Western	23	24	23	24	24	21	20	20
MT Tech	28	27	23	21	27	21	21	21
UM - Helena	29	27	27	23	27	25	20	24
Flathead Valley CC	25	25	27	28	26	20	20	20
Miles CC	26	23	27	25	26	32	20	23
Dawson CC	22	23	23	26	23	19	23	22
Salish Kootenai	25	28	27	35	27	20	19	19
Blackfeet	31	34	26	24	31	-	-	-
Chief Dull Knife	30	27	23	37	28	-	20	20
Fort Belknap	30	38	49	23	35	20	21	20
Fort Peck	29	34	37	35	32	-	20	20
Little Big Horn	25	30	31	-	27	-	21	21
Stone Child	28	30	27	22	28	-	-	-
2008-2009	26	27	27	26	26	21	21	21
2005-2006	23	28	25	-	25	22	19	20
2006-2007	25	25	26	-	25	21	20	20
2007-2008	25	26	27	-	26	21	21	21

2008 - 2009 Academic Year

		As Reported by Schools													
<i>Governor's Scholarship - Median Expected Family Contribution</i>		Need - Technology		Need - Health Science		Need - Trade		All Need Recipients		Merit-At-Large*		All Merit Recipients		All Recipients	
Need - General	Need - Technology	Need - Health Science	Need - Trade	All Need Recipients	Merit-At-Large*	Merit*	All Merit Recipients	All Recipients							
MSU - Bozeman	3,970	-	-	3,970	6,518	4,452	5,338	4,762							
MSU - Billings	2,001	3,325	2,440	-	8,047	6,057	7,906	3,906							
MSU - Northern	1,329	3,186	1,415	907	902	968	968	1,759							
MSU - Great Falls	125	80	677	1,508	431	5,312	3,379	590							
UM - Missoula	2,158	2,277	1,157	881	1,953	4,897	4,625	3,229							
UM - Western	2,317	2,669	2,263	1,270	2,282	578	1,091	2,214							
MT Tech	2,029	1,723	3,680	2,867	2,029	3,801	3,533	2,864							
UM - Helena	572	2,407	2,675	2,198	946	1,976	2,889	1,117							
Flathead Valley CC	780	806	0	240	721	4,303	2,463	771							
Miles CC	512	2,675	1,211	3,353	991	5,681	5,588	1,142							
Dawson CC	3,495	398	73	2,595	1,150	1,991	6,857	1,692							
Salish Kootenai	0	0	0	0	0	2,092	710	0							
Blackfeet	0	0	0	0	-	-	-	0							
Chief Dull Knife	0	205	0	0	-	0	0	0							
Fort Belknap	0	0	0	0	10,484	1,964	6,224	0							
Fort Peck	0	0	1,553	320	-	0	0	0							
Little Big Horn	0	0	0	-	-	0	0	0							
Stone Child	0	0	0	0	-	-	-	0							
2008-2009	570	907	621	639	4,769	4,248	4,555	1,579							
2005-2006	329	336	910	-	1,531	2,886	2,058	1,051							
2006-2007	132	145	671	-	2,616	3,604	3,400	1,089							
2007-2008	132	229	402	-	2,801	3,047	2,927	1,272							
	-	No Information													
	0	Zero EFC													

*Merit and Merit-At-Large recipients are not required to complete a FAFSA, meaning EFC information may not be available.

2008 - 2009 Academic Year

Governor's Scholarship - Median GPA		As Reported by Schools									
Need - General	Need - Technology	Need - Health Science	Need - Trade	All Need Recipients	Merit-At-Large	Merit	All Merit Recipients	All Recipients			
MSU - Bozeman	3.59	-	-	3.59	3.50	3.48	3.48	3.51			
MSU - Billings	3.13	2.92	3.04	3.07	3.37	3.73	3.50	3.22			
MSU - Northern	3.03	2.97	2.69	3.01	3.38	3.09	3.23	3.03			
MSU - Great Falls	2.76	3.13	3.21	2.87	2.85	3.50	3.02	2.88			
UM - Missoula	2.94	2.83	3.11	2.91	3.41	3.50	3.46	3.22			
UM - Western	3.41	3.17	3.23	3.29	3.29	3.30	3.30	3.30			
MT Tech	3.22	2.85	3.65	3.21	3.20	3.28	3.22	3.22			
UM - Helena	3.17	3.03	3.31	3.26	3.91	3.47	3.75	3.30			
Flathead Valley CC	3.04	3.08	3.18	3.08	3.50	3.77	3.57	3.14			
Miles CC	3.04	2.52	2.83	2.92	3.69	3.64	3.64	3.12			
Dawson CC	3.16	2.64	3.02	2.89	3.57	1.96	2.51	2.85			
Salish Kootenai	3.00	2.80	3.24	2.93	2.90	3.49	3.24	2.94			
Blackfeet	2.55	3.28	2.64	2.97	-	-	-	2.97			
Chief Dull Knife	2.88	3.30	1.87	2.98	-	3.08	3.08	3.00			
Fort Belknap	3.24	3.47	3.15	3.17	4.00	3.64	3.82	3.18			
Fort Peck	3.00	2.55	2.94	2.94	-	3.78	3.78	2.96			
Little Big Horn	2.33	2.65	3.40	2.65	-	2.88	2.88	2.65			
Stone Child	2.81	2.57	3.42	2.85	-	-	-	2.85			
2008-2009	3.08	2.95	3.12	3.04	3.41	3.47	3.45	3.20			
2005-2006	3.08	3.00	2.95	3.00	3.44	3.26	3.29	3.17			
2006-2007	2.95	2.88	3.04	2.93	3.48	3.41	3.43	3.14			
2007-2008	2.99	2.86	3.05	2.97	3.20	3.43	3.34	3.12			