



**MONTANA**  
UNIVERSITY SYSTEM

# Prior Learning Assessment 2020 Annual Report

Dan Karalus

Dual Enrollment Program Manager & Special Projects Data Analyst



OCHE – Academic, Research, and Student Affairs

# What is PLA?

College credit for what you already know

Work, life, military experience

MUS Policy: Up to 25% of credits toward degree

Saves time & money

Student momentum & success



**\$30-40/credit**

Average cost  
of PLA exams  
and fees

**85%**

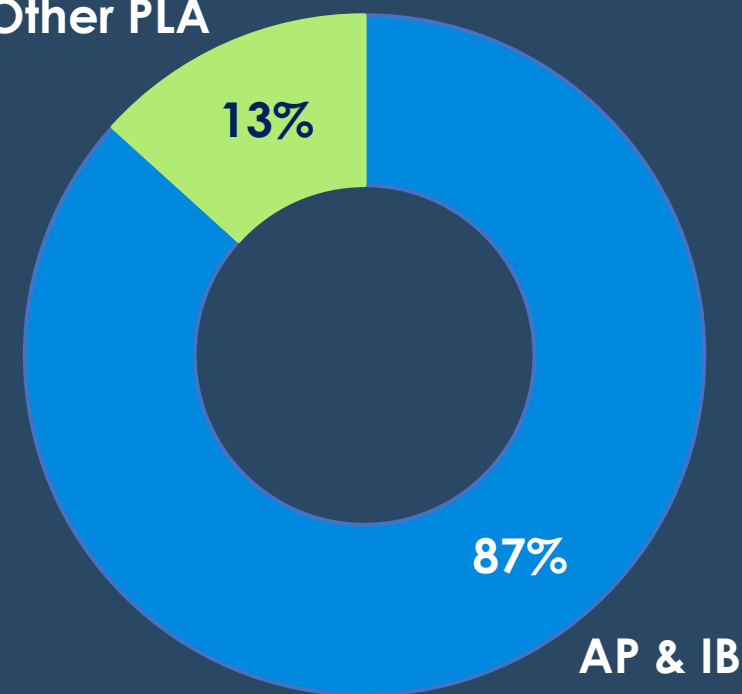
Savings  
compared to  
average MUS  
4-year tuition



# PLA Activity

PLA Category	Fall 2018*	Spring 2019*	Fall 2019*	Spring 2020*
Advanced Placement	6582	6241	6,706	6,314
International Baccalaureate	507	484	582	555
Military	405	386	346	325
Other: ACE, DANTES, Experiential Learning, NEMT, Portfolio, UExcel, and Other	289	282	307	314
CLEP	221	216	212	202
Challenge	141	135	137	127
Straighterline	76	64	53	44
<b>Total</b>	<b>8,221</b>	<b>7,808</b>	<b>8,343</b>	<b>7,881</b>

All Other PLA

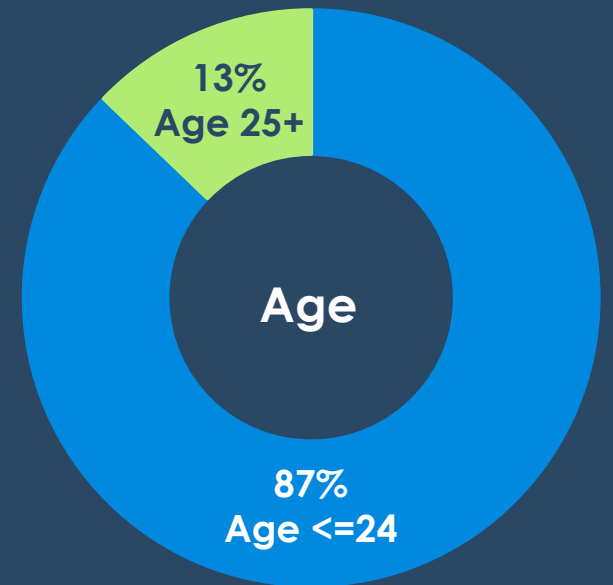
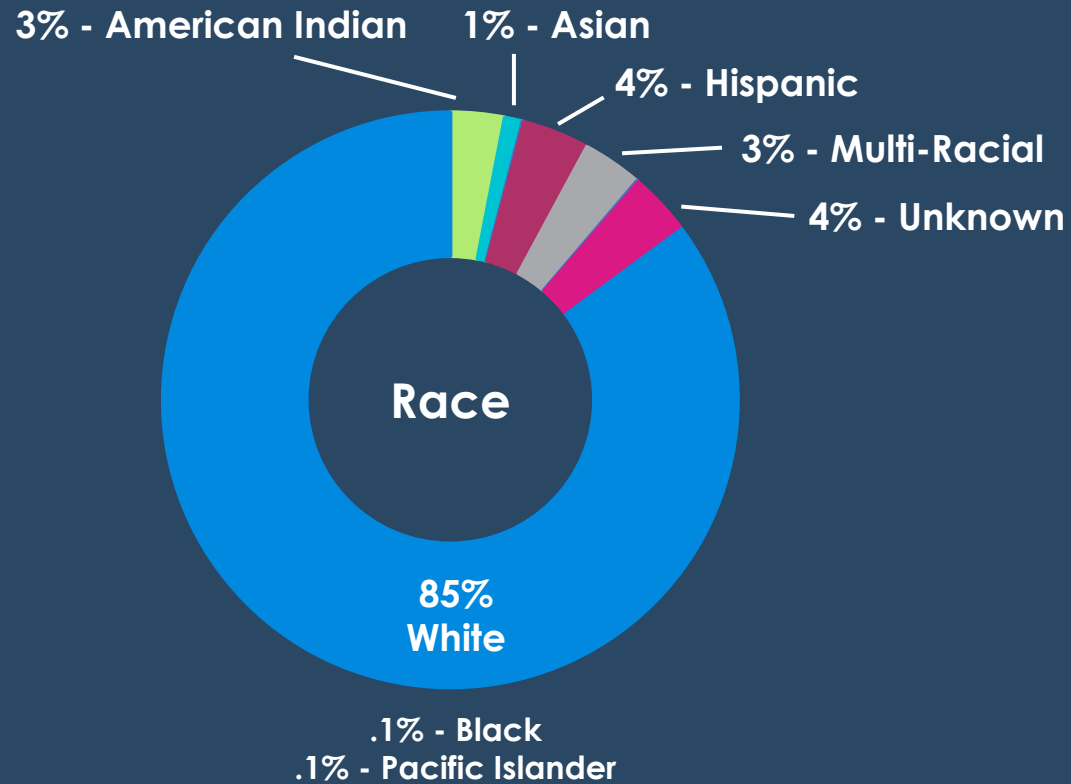
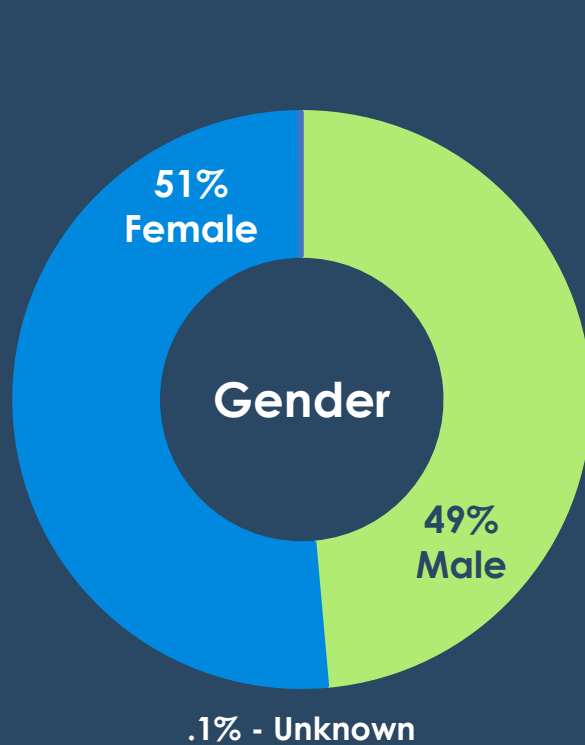


\*Count of Enrolled Students with PLA credit



# PLA Demographics

\*2019-20



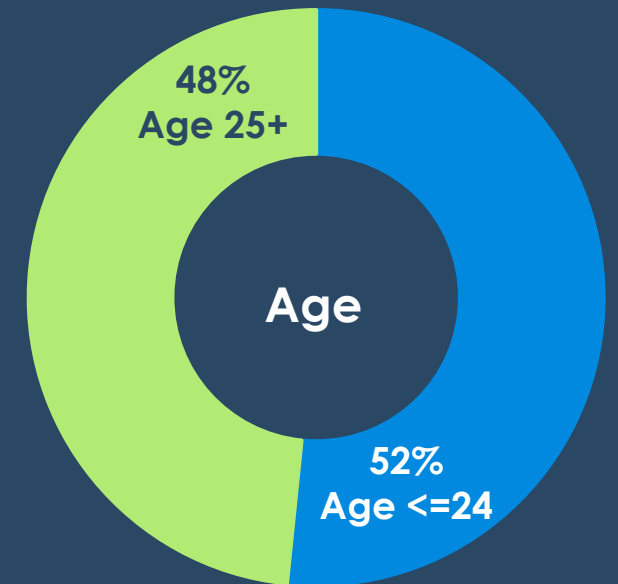
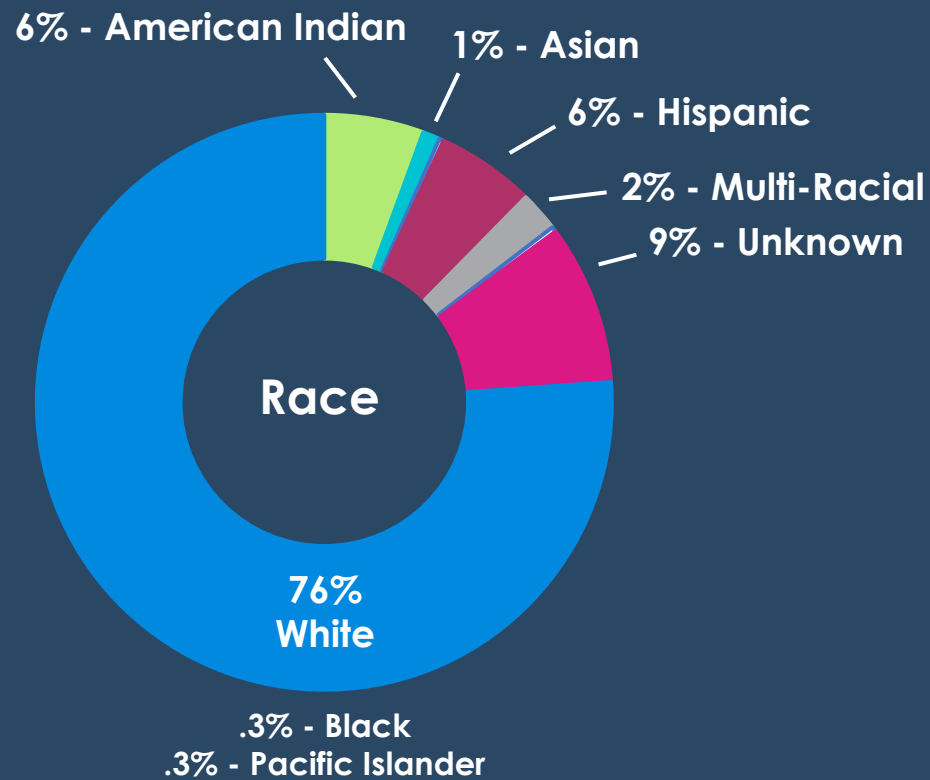
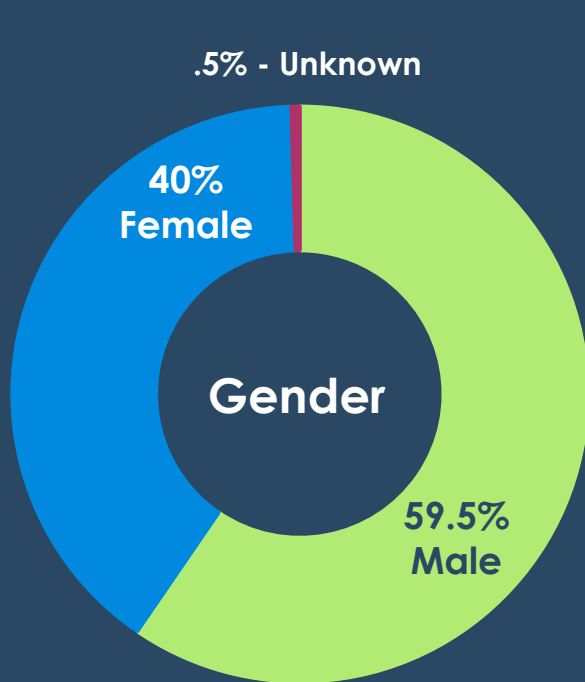
6% - Veteran

94% - Non-Veteran



# Non-AP/IB PLA Demographics

\*2019-20



33% - Veteran

67% - Non-Veteran



# PLA Demographics Compared

\*2019-20

	All PLA	AP & IB	Non-AP/IB PLA	
Male	49%	47%	60%	Unknown < 1%
Female	51%	53%	40%	
Age <= 24	87%	93%	52%	
Age 25+	13%	7%	48%	
American Indian	3%	3%	6%	
Asian	1%	1%	1%	
Hispanic	4%	3%	6%	Black < 1%
Multi-Racial	3%	4%	2%	Pacific Islander < 1%
Unknown	4%	3%	9%	
White	85%	86%	76%	
Veteran	6%	2%	33%	
Non-Veteran	94%	98%	67%	



# PLA in the MUS

\*Fall 2019

**20%**  
of enrolled **students**  
had PLA credits\*



**33%**  
of enrolled **veterans**  
had PLA credits\*



**8%**  
of enrolled **students age 25+**  
had PLA credits\*



# More PLA Information

**Website:**

*<https://mus.edu/pla/>*

**Contact:**

Dan Karalus  
[dkaralus@montana.edu](mailto:dkaralus@montana.edu)  
(406) 449-9128

