

Fee Proposal

- Mandatory fees held to annual increases of 3% or below in the aggregate (average increase = \$45/year)
 - Note: online fees were converted into Mandatory Fees last biennium, some campus chose a three-year implementation
- Room & board increases between 3% and 5% in each year
- Course fees, program fees, and designated fees

Mandatory Fees | Program & Course Fees | Room & Board

Campus Tuition & Fee Schedules

UNIVERSITY OF MONTANA

[University of Montana-Missoula](#)

[Montana Technological University](#)

[University of Montana Western](#)

[Helena College University of Montana](#)

MONTANA STATE UNIVERSITY

[Montana State University-Bozeman](#)

[Montana State University-Billings](#)

[Montana State University-Northern](#)

[Great Falls College Montana State University](#)

COMMUNITY COLLEGES

[Dawson Community College](#)

[Flathead Valley Community College](#)

[Miles Community College](#)



- 1) Mandatory Fees
- 2) Program Fees
- 3) Course Fees
- 4) Other Designated Fees
- 5) Room & Board
- 6) Cost of Attendance

Mandatory Fee
Dashboard

Mandatory Fees

The campuses of the Montana University System may assess student mandatory fees dedicated to the support of the categories listed below.

BOR Policy 940.12.1 defines a Mandatory Fee as: “[those] assessed to all students registering at the campuses, regardless of the academic program or course of study chosen by the student” (unless explicitly exempted by another Board of Regents Policy).

Mandatory Fees Categories

- A. Athletic Fees— support intercollegiate athletic programs and allow the student to be admitted to campus athletic events to the extent deemed practical by the campus administration.
- B. Building and Facilities Fees—support the repayment that financed the construction and/or remodeling of buildings, as well as for operations and maintenance.
- C. Building and Facilities (Non-resident only) fees— non-resident students pay an additional amount towards building costs.
- D. Computer/Technology Fees— support campus-wide technology infrastructure, including computing equipment, software, and maintenance, as well as computer networks and related infrastructure/systems.

Mandatory Fees Categories

- E. Equipment Fees– support the purchase, maintenance, or lease of equipment which will provide a primary benefit to an educational program including libraries. and other related capital acquisitions.
- F. Health Service Fees– support the campus health center or provide students with medical, dental, counseling or health enhancement services.
- G. Library Fees–support library operations, including the purchase of library acquisitions, books, manuscripts, monographs, electronic resources, and other materials for the Library, as well as expanded hours of operation.
- H. Recreation Fees– allow student access to campus recreation facilities and support other recreational activities offered on campus, which may include intramural sports. Funds may be used to operate and maintain recreational facilities.
- I. Student Government/Activity Fees– support the operations and activities of student government, which may include student transportation related fees, radio, student newspapers, or recycling/sustainability.
- J. Student Support Fees– support the operation of academic support services and centers.
- K. Student Union Fees– support operations, or deferred maintenance projects or long-term debt of student union buildings.

Mandatory Fees

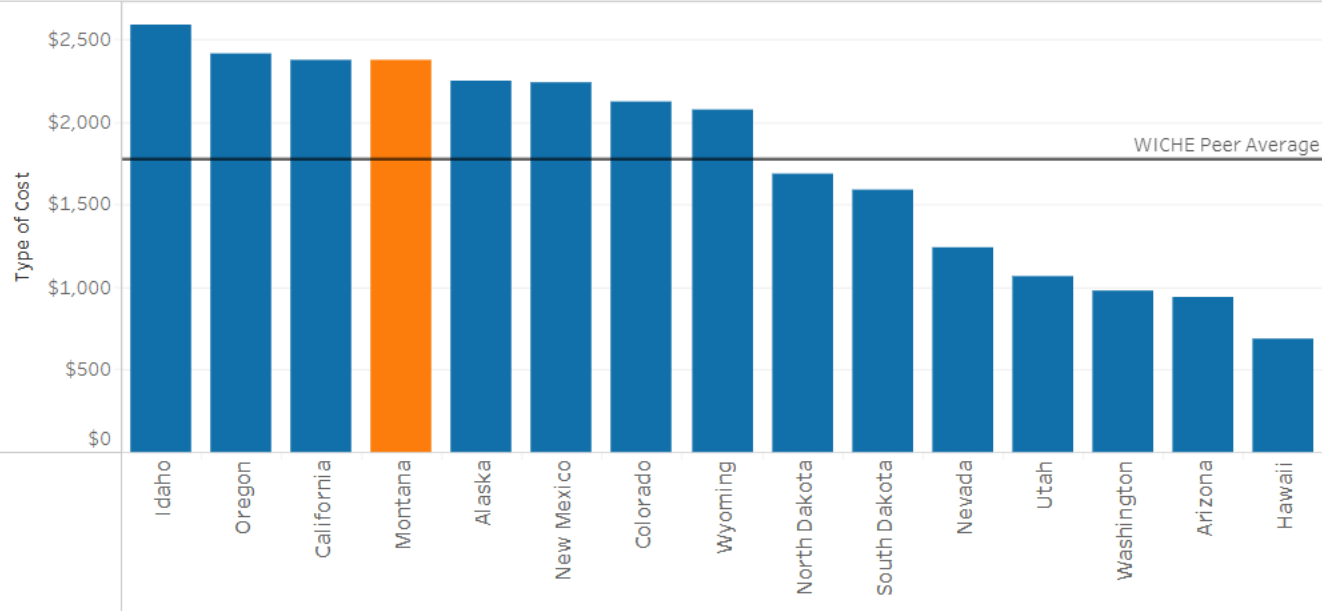
(excluding Online Fee conversion)

	FY25	FY26	%chg		FY26	FY27	%chg
MSU	2,161	2,217	2.6%		2,217	2,279	2.8%
Gallatin College	1,053	1,065	1.1%		1,065	1,079	1.4%
MSUB	1,719	1,768	2.8%		1,768	1,822	3.0%
City Collge	1,644	1,694	3.0%		1,694	1,751	3.0%
MSUN	1,636	1,694	3.0%		1,694	1,744	3.0%
Great Falls Coll.	963	983	2.1%		983	1,004	2.2%
UM	2,588	2,664	2.9%		2,664	2,664	2.9%
Missoula College	1,588	1,632	2.8%		1,632	1,678	2.8%
MT Tech	1,931	1,989	3.0%		1,989	2,049	3.0%
Highlands Coll.	1,204	1,241	3.0%		1,241	1,278	3.0%
UMW	1,509	1,549	2.7%		1,549	1,591	2.7%
Helena College	875	902	3.0%		902	929	3.0%

2024-25 Average Mandatory Fees by State

WICHE average is the state average across all states within WICHE. Constant dollars are in 2024 dollars and nominal dollars are in dollars of that year.

*Tuition and Fees Data Source: Western Interstate Commision for Higher Education (WICHE), *Tuition and Fees in the West 2023-24*



Regional Fees Comparison

Doctoral/Flagship

Academic Year Rates for Resident Undergraduate Full-time Students

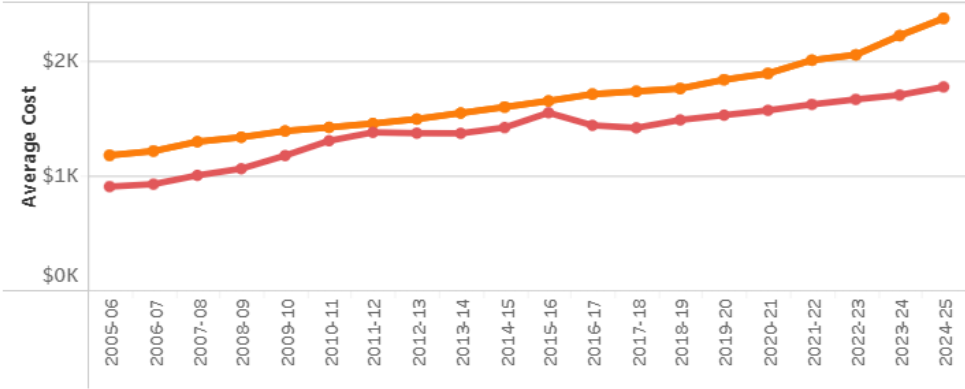
2024-25
WICHE Avg = \$1,774

MUS Avg. = \$2,375

2024-25 Mandatory Fees for Montana Schools

Montana State University	\$2,161
University of Montana	\$2,582

Historical Trends of Mandatory Fees by State



Montana
WICHE Average

Regional Fees Comparison

4yr (MA/BA)

Academic Year Rates for
Resident Undergraduate
Full-time Students

2024-25

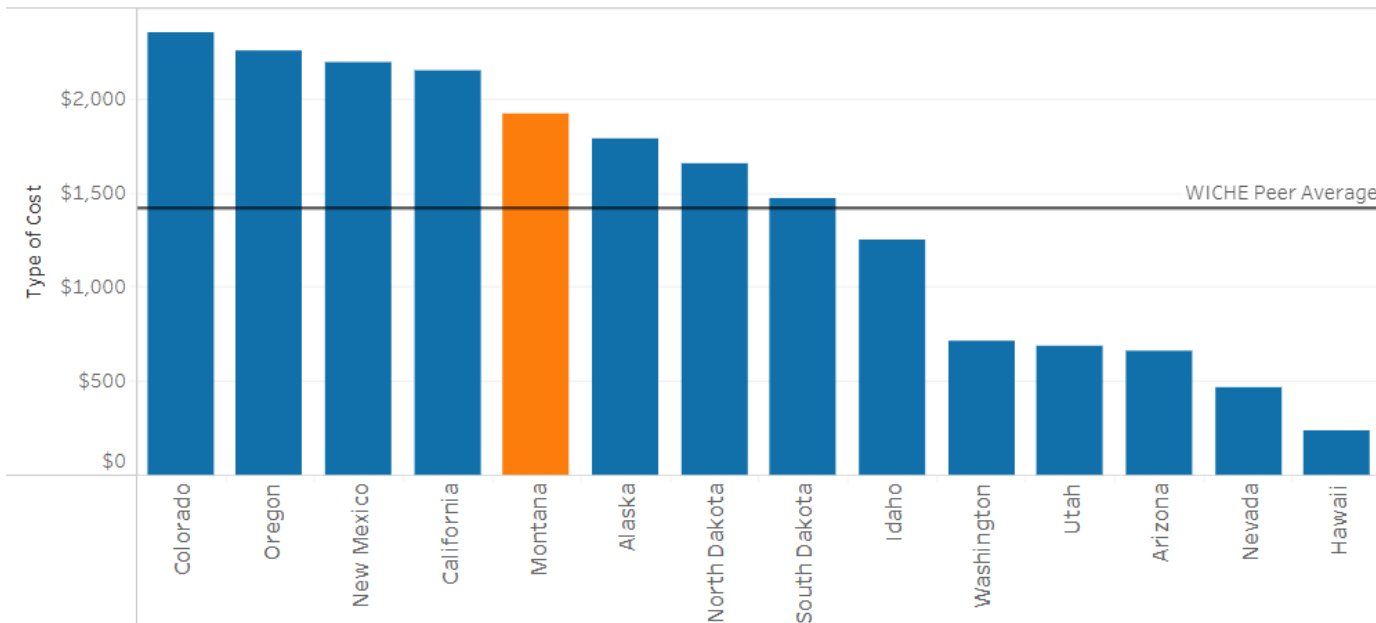
WICHE Avg. = \$1,414

MUS Avg. = \$1,923

2024-25 Average Mandatory Fees by State

WICHE average is the state average across all states within WICHE. Constant dollars are in 2024 dollars and nominal dollars are in dollars of that year.

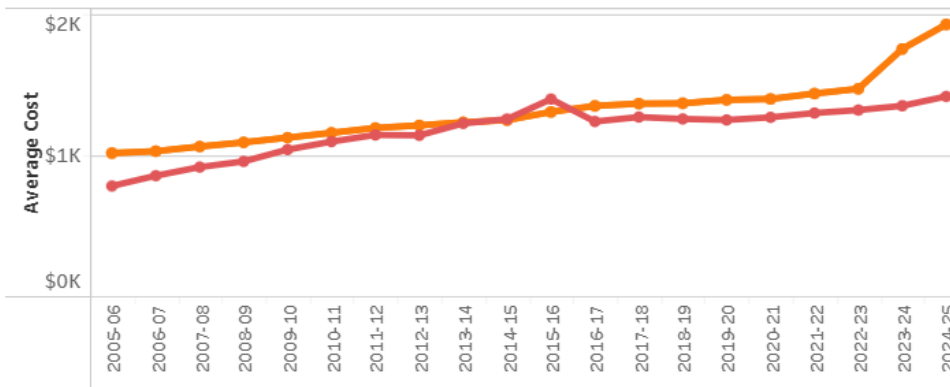
*Tuition and Fees Data Source: Western Interstate Commission for Higher Education (WICHE), *Tuition and Fees in the West 2023-24*



2024-25 Mandatory Fees for Montana Schools

Montana State University Billings	\$2,163
Montana State University-Northern	\$1,972
University of Montana-Western	\$1,633

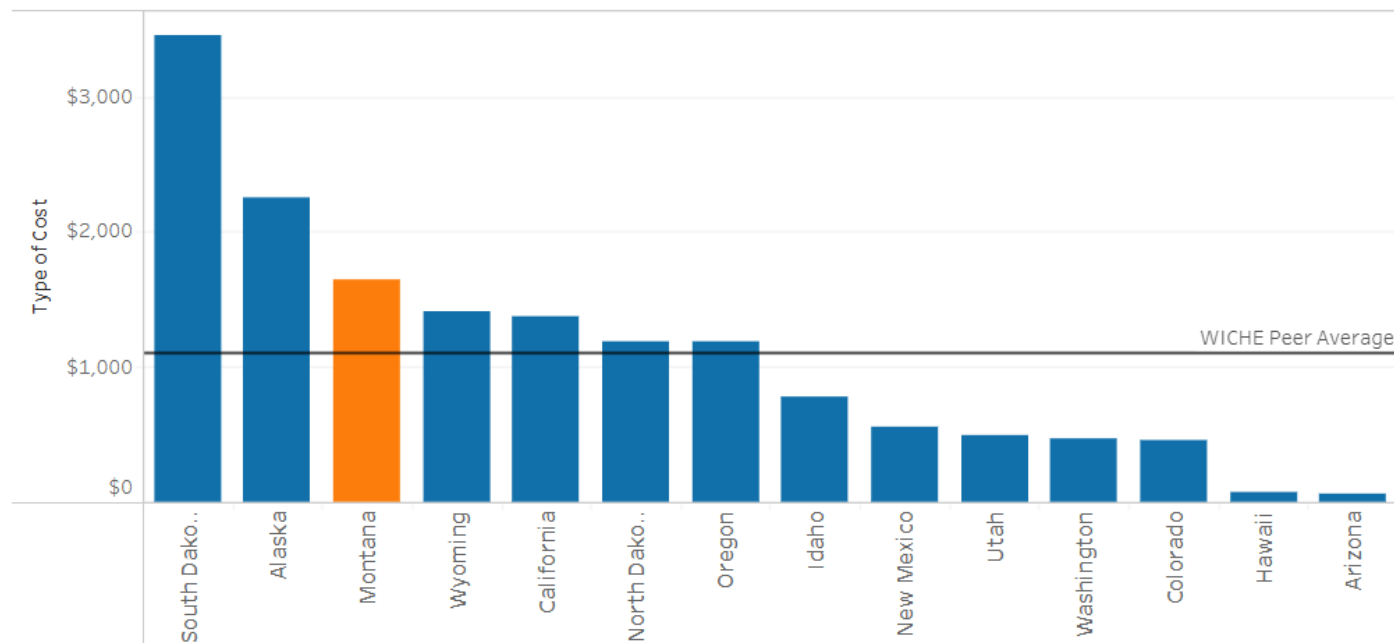
Historical Trends of Mandatory Fees by State



2024-25 Average Mandatory Fees by State

WICHE average is the state average across all states within WICHE. Constant dollars are in 2024 dollars and nominal dollars are in dollars of that year.

*Tuition and Fees Data Source: Western Interstate Commission for Higher Education (WICHE), *Tuition and Fees in the West 2023-24*



Regional Fees Comparison

2yr Colleges

Academic Year Rates for
Resident Undergraduate
Full-time Students

2024-25

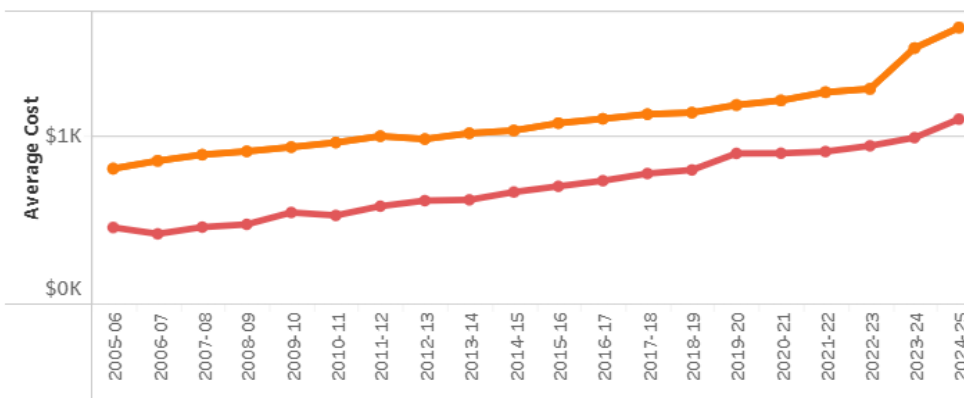
WICHE Avg. = \$1,101

MUS Avg. = \$1,647

2024-25 Mandatory Fees for Montana Schools

City College	\$2,088
Dawson CC	\$2,280
Flathead Valley CC	\$1,571
Gallatin College	\$1,053
Great Falls College	\$963
Helena College	\$1,163
Highlands College	\$1,204
Miles CC	\$2,700
Missoula College	\$1,798

Historical Trends of Mandatory Fees by State



Montana

WICHE Average

Program Fees

Program fees – Additional fees assessed to students in certain high demand/occupational/ professional/ academic programs

MSU Billings	FY25	FY26	%chg	FY27	%chg	Charge
Athletic Training	\$925	\$925	0%	\$925	0%	Per Semester
Welding	\$236	\$241	2%	\$241	0%	Per Semester
Master of Health Administration	\$800	\$800	0%	\$800	0%	Per Semester
RN to BSN Program Fee	\$800	\$800	0%	\$800	0%	Per Semester
MS Adventure Leadership	\$500	\$500	0%	\$500	0%	Per Semester
UM Missoula	FY25	FY26	%chg	FY27	%chg	Charge
Business	\$342	\$352	3%	\$363	3%	Per Semester
Pharmacy	\$7,440	\$7,738	4%	\$7,893	2%	Per Year
Physical Therapy	\$7,086	\$7,369	4%	\$7,516	2%	Per Year
Social Work	\$236	\$240	2%	\$240	0%	Per Credit
Athletic Training (Masters)	\$1,186	\$1,200	1%	\$1,200	0%	Per Semester
Speech Pathology	\$7,004	\$7,284	4%	\$7,430	2%	Per Year
Forestry & Conservation	\$199	\$205	3%	\$205	0%	Per Year
Wildlife Biology	\$183	\$190	4%	\$190	0%	Per Year
Pharmacy, 4th year, P4 APPE	\$3,600	\$3,600	0%	\$3,600	0%	Per Year
Occupational Therapy	\$7,004	\$7,369	5%	\$7,516	2%	Per Year
Law School*	\$557	\$8,355	1400%	\$8,355	0%	Per Semester
MC Culinary Arts	\$500	\$500	0%	\$500	0%	Per Semester
* converted from per credit to per semester fee						
MSU Northern	FY25	FY26	%chg	FY27	%chg	Charge
Nursing	\$600	\$625	4%	\$650	4%	Per Semester
UM Western	FY25	FY26	%chg	FY27	%chg	Charge
Natural Horsemanship	\$1,850	\$1,995	8%	\$2,035	2%	Per Semester

Program Fees

MT Tech
Nursing
Pre Nursing
Business and BIT
School of Mines & Engineering
Grad School of Mines & Eng
Cybersecurity & Network Adm

FY25	FY26	%chg
\$650	\$700	8%
\$100	\$115	15%
\$65	\$65	0%
\$430	\$475	10%
\$285	\$315	11%
\$200	\$240	20%

FY27	%chg
\$750	7%
\$125	9%
\$65	0%
\$520	9%
\$345	10%
\$260	8%

Charge
Per Semester
Per Semester
Per Semester
Per Semester
Per Semester
Per Semester

MSU Bozeman
Business*
Mathematics
Architecture
Architecture - Design
Art
Engineering (Freshmen)
Engineering (Soph - Senior)
Film & Photography
Music Technology
Nursing (undergrad)
Nursing (grad)
Nursing (accelerated)
Vet Med

FY25	FY26	%chg
\$21	\$180	757%
\$6.81	\$0.00	-100%
\$487	\$487	0%
\$81	\$81	0%
\$217	\$221	2%
\$104	\$105	1%
\$149	\$151	2%
\$360	\$360	0%
\$403	\$435	8%
\$505	\$515	2%
\$57	\$58	2%
\$5,746	\$5,861	0%
\$7,740	\$7,740	0%

FY27	%chg
\$180	0%
\$0.00	0%
\$487	0%
\$81	0%
\$226	2%
\$107	2%
\$153	1%
\$360	0%
\$444	2%
\$525	2%
\$59	2%
\$5,978	2%
\$7,740	0%

Charge
Per Semester
Per Credit
Per Semester
Per Semester
Per Semester
Per Semester
Per Semester
Per Semester
Per Year
Per Semester
Per Credit
Per Semester
Per Semester

* converted from per credit to per semester fee

Course Fees & Other Designated Fees

Course fees are assessed to cover the unique or extraordinary costs associated with the delivery of a specific course. Appropriate uses of course fees are limited to the following:

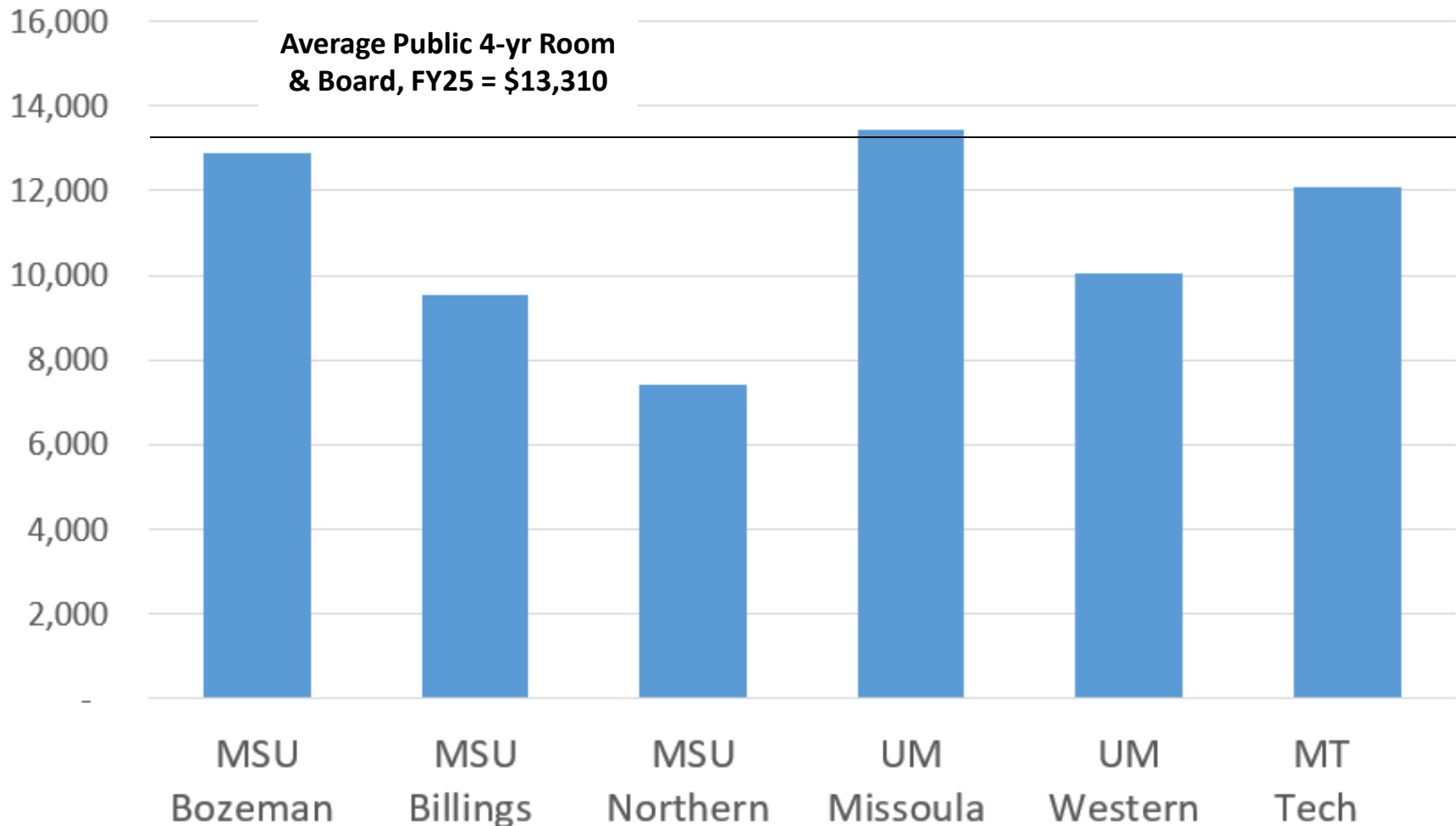
- (a) Specialized activities or equipment fees, where payment is made to individuals or entities generally conducting these types of activities (such as downhill skiing, bowling, etc.);
- (b) Field trips;
- (c) Study abroad programs;
- (d) Pass-through fees (such as Red Cross certifications, Nursing liability insurance, etc.);
- (e) Laboratory consumables and other class consumables (such as sheet music), excluding computer supplies and paper products;
- (f) Materials used by students to create a product that becomes the student's property after use in a specific course.

Examples:

Campus	Course/Other	Fee Amt	Fee Description
UM	GEO 225	\$40	Field trip fee
MSU	KIN 322	\$27	Consumable lab supplies
MSUB	ARTZ 131	\$25	Materials become students' property
MTech	Orientaton	\$65	Charged to 1st-time students, funds orientation activities
UMW	Parking	\$60	Annual parking fee
MSUN	Transcript Fee	\$3	Request for official transcripts, first one is free

Proposed Room & Board, FY25

Average annual rates for double occupancy rooms with 19+ meals per week



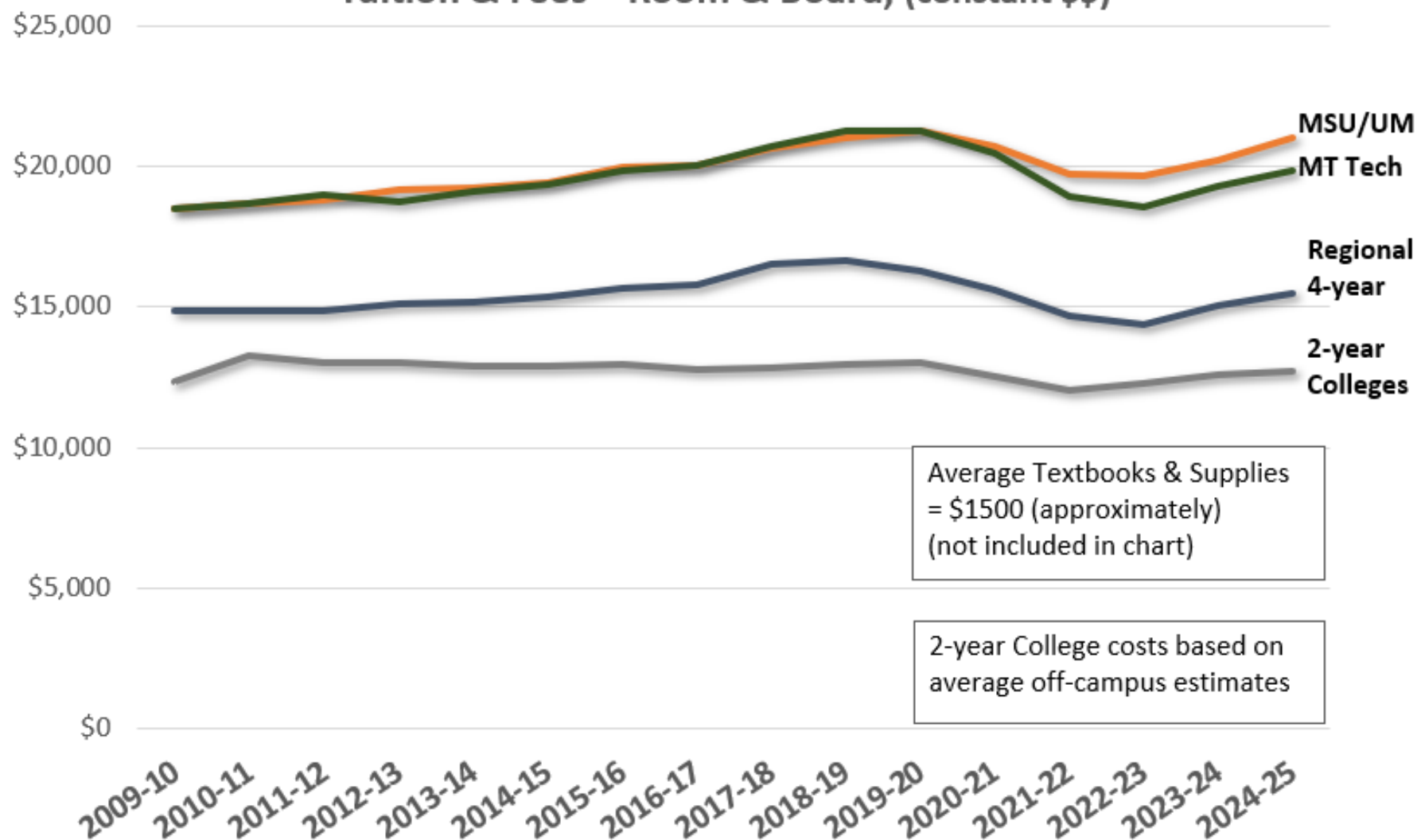
Room & Board

Average annual rates for double occupancy rooms with 19+ meals per week

	Current Rate	Proposed Rates		FY25 to FY26	FY26 to FY27	Adjusted for Inflation	
						10 Year Trend	
	FY25	FY26	FY27	%Chg	%Chg	%Chg	Annual Growth
MSU	12,289	12,904	13,550	5.0%	5.0%	12.4%	1.7%
MSUB	9,263	9,536	9,820	3.0%	3.0%	-0.1%	0.3%
MSUN	7,224	7,412	7,634	2.6%	3.0%	-11.8%	-1.0%
UM	12,796	13,448	14,120	5.1%	5.0%	20.4%	2.4%
UMW	9,557	10,030	10,544	4.9%	5.1%	7.9%	1.3%
MT Tech	11,524	12,102	12,708	5.0%	5.0%	8.6%	1.3%

Cost of Attendance

Academic Year Rates for Full-time Resident Undergraduate Students
Tuition & Fees + Room & Board, (constant \$\$)

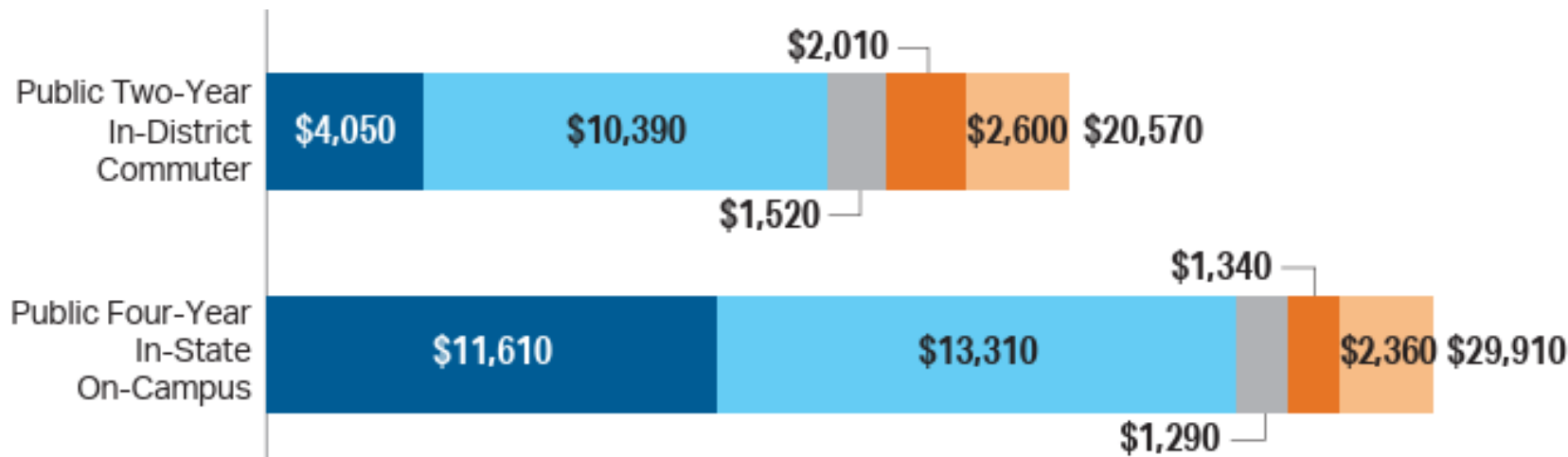


National Comparison – Cost of Attendance

Source: College Board, Trends in College Pricing

Cost of Attendance, 2024-25

Academic Year Rates for Full-time Resident Undergraduates attending Public Institutions



■ Tuition and Fees ■ Room and Board ■ Books and Supplies ■ Transportation ■ Other Expenses

	Tuition & Fees + Room & Board	
	Nat'l Avg (2024-25)	MUS (2024-25)
2-year	\$14,440	\$12,723
4-year	\$24,920	\$21,046
		(avg. MSU/UM)

