

# **Education Appropriations Subcommittee**

**2021 Legislative Session – Presentation Material**

**Day 1  
1/20/21**

January 2021

# Resident Student Assistance

## Program 2 of MUS Budget

	Base Year	1st Year of Next Biennium
<b>Student Assistance</b>	<b><u>FY 2021</u></b>	<b><u>FY 2022</u></b>
Graduate Professional Exchange	\$8.8M	\$9.0M
Undergraduate Aid (Access, SEOG, Work Study)	\$1.6M	\$1.6M
529 Plan College Saving Plan (state special)	\$300K	\$300K
Scholarship Administration (general fund)	\$20K	\$80K
<b>Total</b>	<b>\$10.7M</b>	<b>\$11.0M</b>
STEM (Statutory Appropriation)	\$1.0M	\$1.5M
MR PIP (Statutory Appropriation)	\$1.7M	\$1.7M
Access Scholarship (OTO)	\$1.1M	

# Resident Student Assistance

## Graduate/Professional Student Exchange

2023 BIENNIUM BUDGET REQUEST

MONTANA PROFESSIONAL STUDENT EXCHANGE PROGRAMS (WICHE/WWAMI/MN DENTAL/WIMU/ICOM)

Office of the Commissioner of Higher Education - Program 2

PROGRAM	FISCAL YEAR 2022						FISCAL YEAR 2023					
	Support Fee	New (1st Year)		Continuing		Total	Support Fee	New (1st Year)		Continuing		Total
		#	Cost	#	Cost			#	Cost	#	Cost	
WICHE												
Administrative Dues			\$162,000			\$162,000			\$165,000			\$165,000
Student Assistance:												
Medicine (Allopathic)	\$33,400	6	\$200,400	21	\$718,100	\$918,500	\$34,175	6	\$205,050	20	\$683,500	\$888,550
Osteopathic Medicine	23,950	2	47,900	13	311,350	359,250	24,500	1	24,500	8	196,000	220,500
Dentistry	28,000	1	28,000	9	252,000	280,000	28,625	1	28,625	6	171,750	200,375
Veterinary Medicine	33,150	9	298,350	10	331,500	629,850	33,900	9	305,100	19	644,100	949,200
Podiatry	16,625	1	16,625	0	0	16,625	17,000	1	17,000	1	17,000	34,000
Optometry	19,275	1	19,275	4	77,100	96,375	19,700	1	19,700	4	78,800	98,500
Occupational Therapy	14,650	1	14,650	1	24,417	39,067	14,975	1	14,975	1	24,958	39,933
Subtotal (WICHE Student Support)		21	\$625,200	58	\$1,714,467	\$2,339,667		20	\$614,950	59	\$1,816,108	\$2,431,058
TOTAL WICHE (Including Dues)						\$2,501,667						\$2,596,058
MINNESOTA DENTAL	28,000	2	56,000	4	112,000	168,000	28,625	2	57,250	6	171,750	229,000
WWAMI	58,239	30	0	89	5,183,271	5,183,271	59,660	30	0	90	5,369,490	5,369,490
Idaho College of Osteopathic Medicine (ICOM)	23,950	0	0	0	0	0	24,500	10	245,000	0	0	245,000
WIMU	36,147	10	0	30	1,084,410	1,084,410	36,870	10	0	30	1,106,100	1,106,100
Student Assistance Software Maintenance Cost						30,500						30,500
<b>TOTAL WICHE/WWAMI/MN Dental/WIMU</b>		<b>63</b>	<b>\$843,200</b>	<b>181</b>	<b>\$8,094,148</b>	<b>\$8,967,848</b>		<b>72</b>	<b>\$1,082,200</b>	<b>185</b>	<b>\$8,463,448</b>	<b>\$9,576,148</b>

Total Number of Students

244

257

# Student Financial Aid

## Loan Amounts for Degree Recipients

### Percent of Students taking out Loans

(no parent PLUS loans included; includes Dawson CC and Miles CC)

Type of Degree

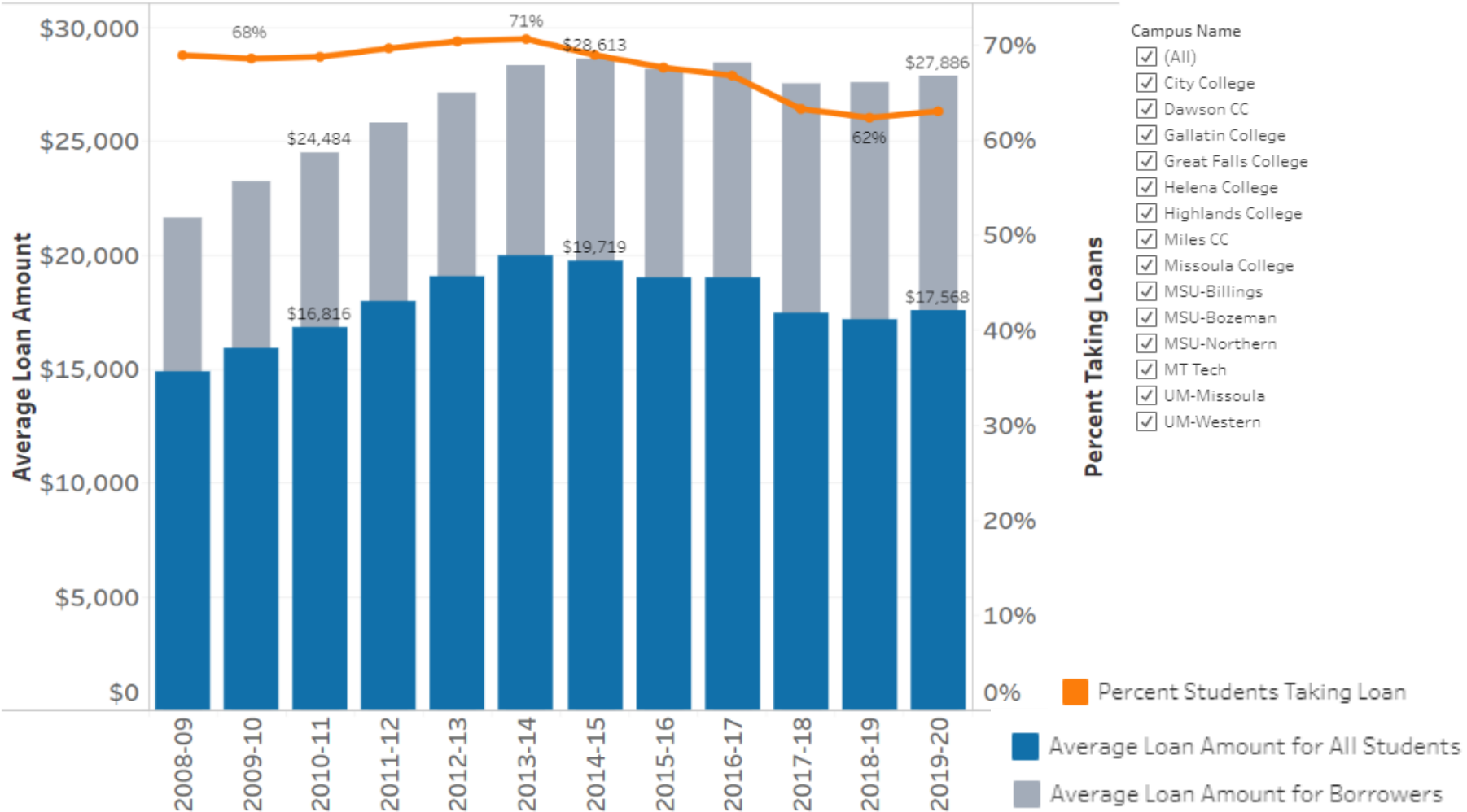
Bachelors

Resident

Y

Campus Name

- (All)
- City College
- Dawson CC
- Gallatin College
- Great Falls College
- Helena College
- Highlands College
- Miles CC
- Missoula College
- MSU-Billings
- MSU-Bozeman
- MSU-Northern
- MT Tech
- UM-Missoula
- UM-Western

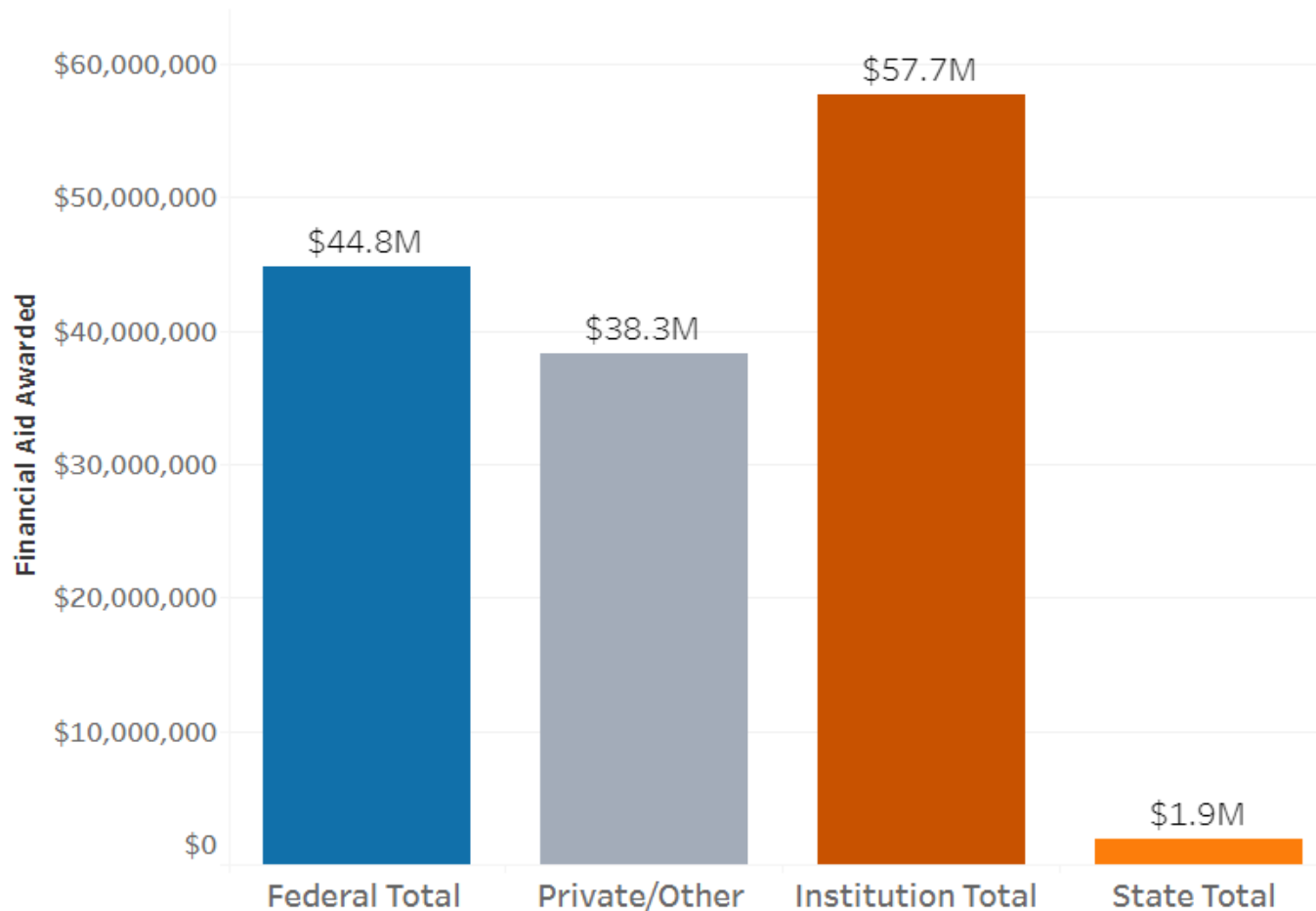


# Student Financial Aid

## MUS Financial Aid Awarded by Source

Includes all types of financial aid awarded in the MUS except loans; does not include CC's;  
 Includes all grants, scholarships, waivers, discounts, and work study

Financial Aid Year  
 2019-20



- Federal Total
- Private/Other
- Institution Total
- State Total

**Total Financial Aid:**  
**\$142.8M**

Each category includes the following financial aid:

**Federal:**

- Federal SEOG
- Federal Work Study
- PELL Grants

**State:**

- State Work Study
- One Two Free Dual Enrollment
- State Scholarships and Grants (Access, Governor's, Baker, etc.)

# Student Financial Aid

## Financial Aid per Student

### Academic Year Aid Received by First-time, Full-time Students

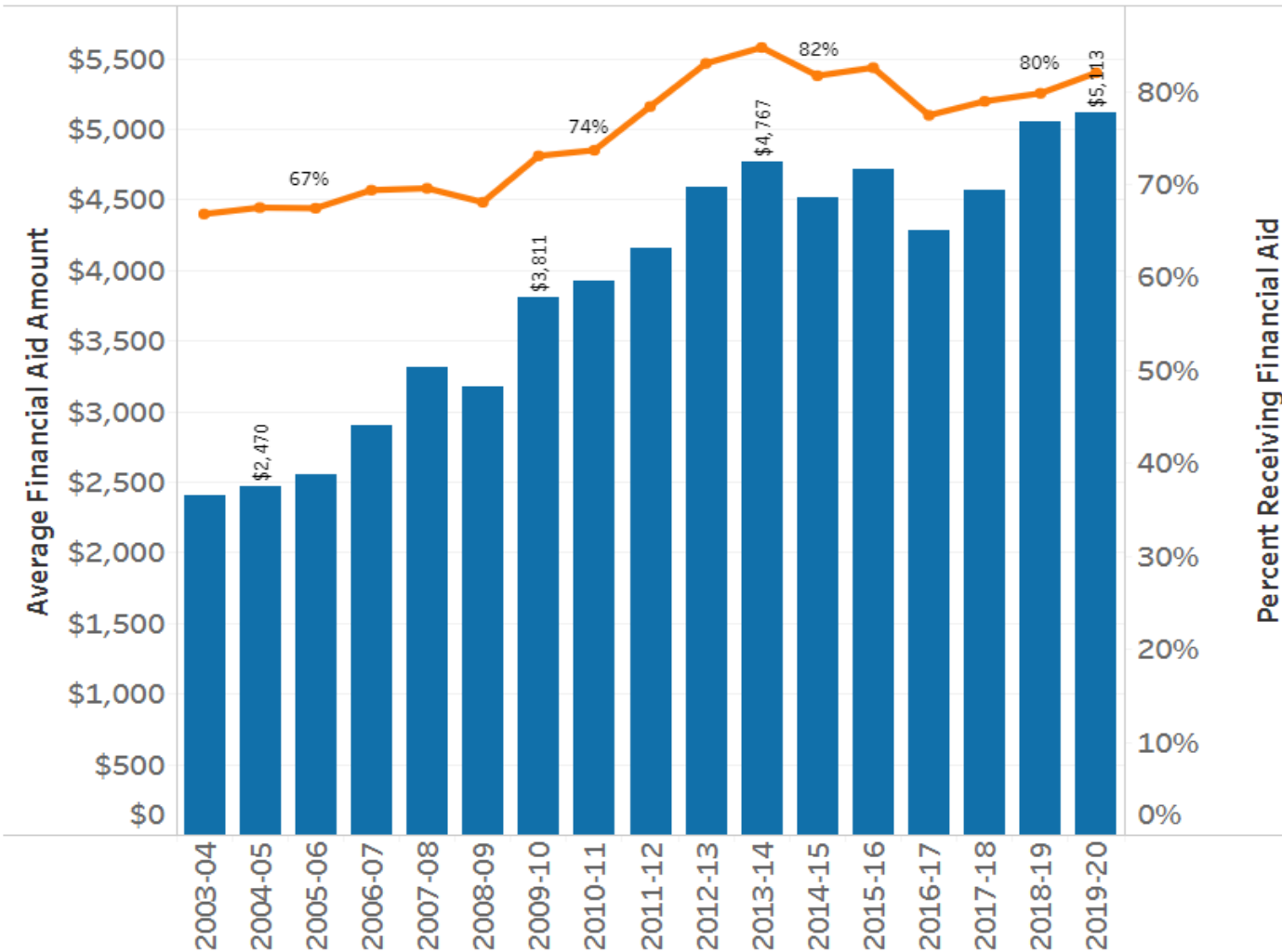
Includes all types of financial aid except loans in both Fall and Spring semesters. Average financial aid is the amount received by all students, not just those receiving aid. Only includes students enrolled in both fall and spring semesters.

School Type  
 (All) ▼

Resident  
 Y ▼

- Campus Name
- (All)
  - City College
  - Dawson CC
  - Gallatin College
  - Great Falls College
  - Helena College
  - Highlands College
  - Miles CC
  - Missoula College
  - MSU-Billings
  - MSU-Bozeman
  - MSU-Northern
  - MT Tech
  - UM-Missoula
  - UM-Western

- Measure Names
- % Receiving Financia...
  - Average Financial Aid



# Student Financial Aid

## Pell Grants Awarded

### Academic Year Pell Grants Received by First-time, Full-time Students

Total Pell grants awarded in Fall and Spring semesters. Average pell grant is the amount received by students receiving pell grants. Only includes students enrolled in both fall and spring semesters. Does not include Flathead Valley CC.

School Type  
 (All) ▼

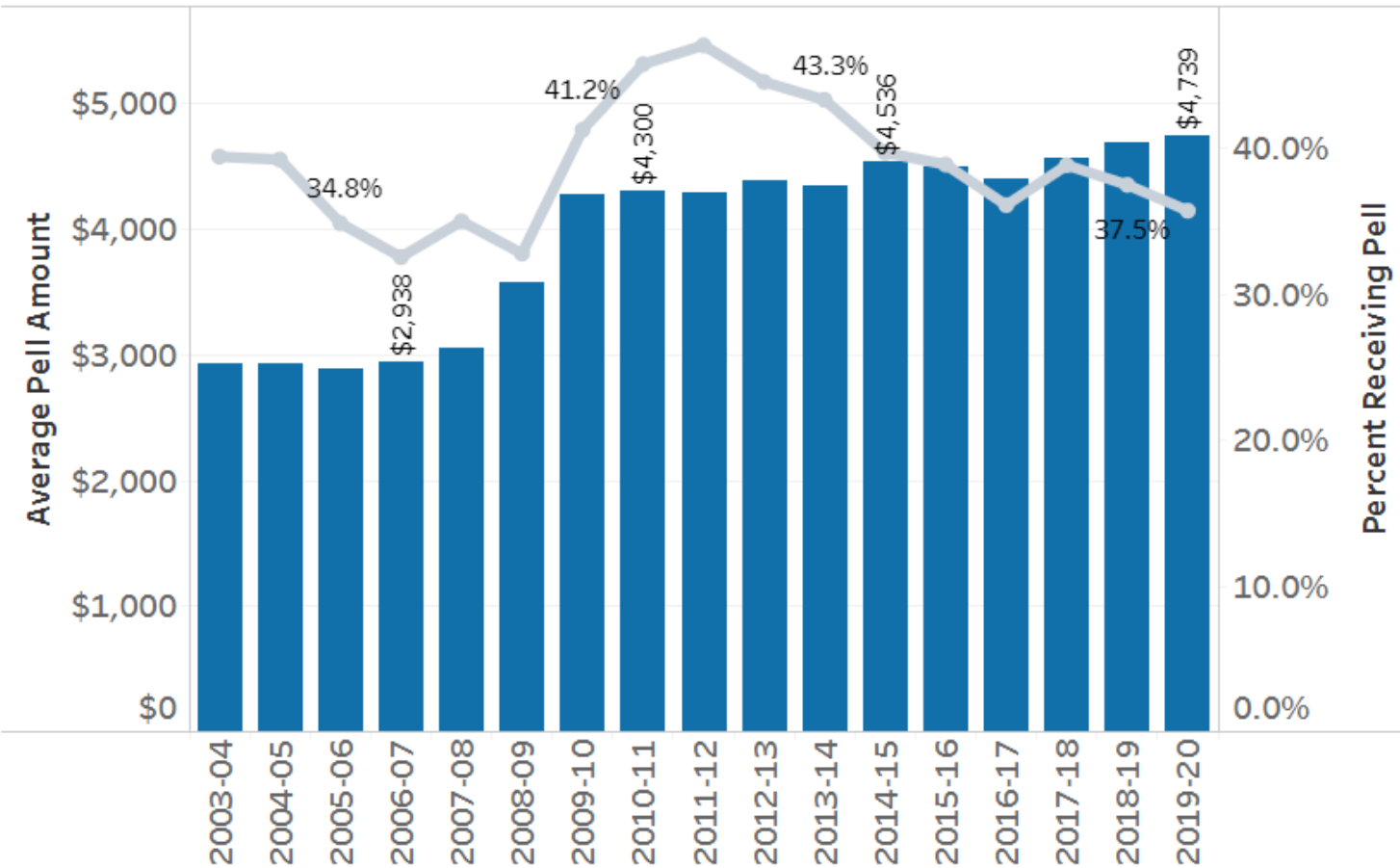
Resident  
 Y ▼

Campus Name

- (All)
- City College
- Dawson CC
- Gallatin College
- Great Falls College
- Helena College
- Highlands College
- Miles CC
- Missoula College
- MSU-Billings
- MSU-Bozeman
- MSU-Northern
- MT Tech
- UM-Missoula
- UM-Western

Measure Names

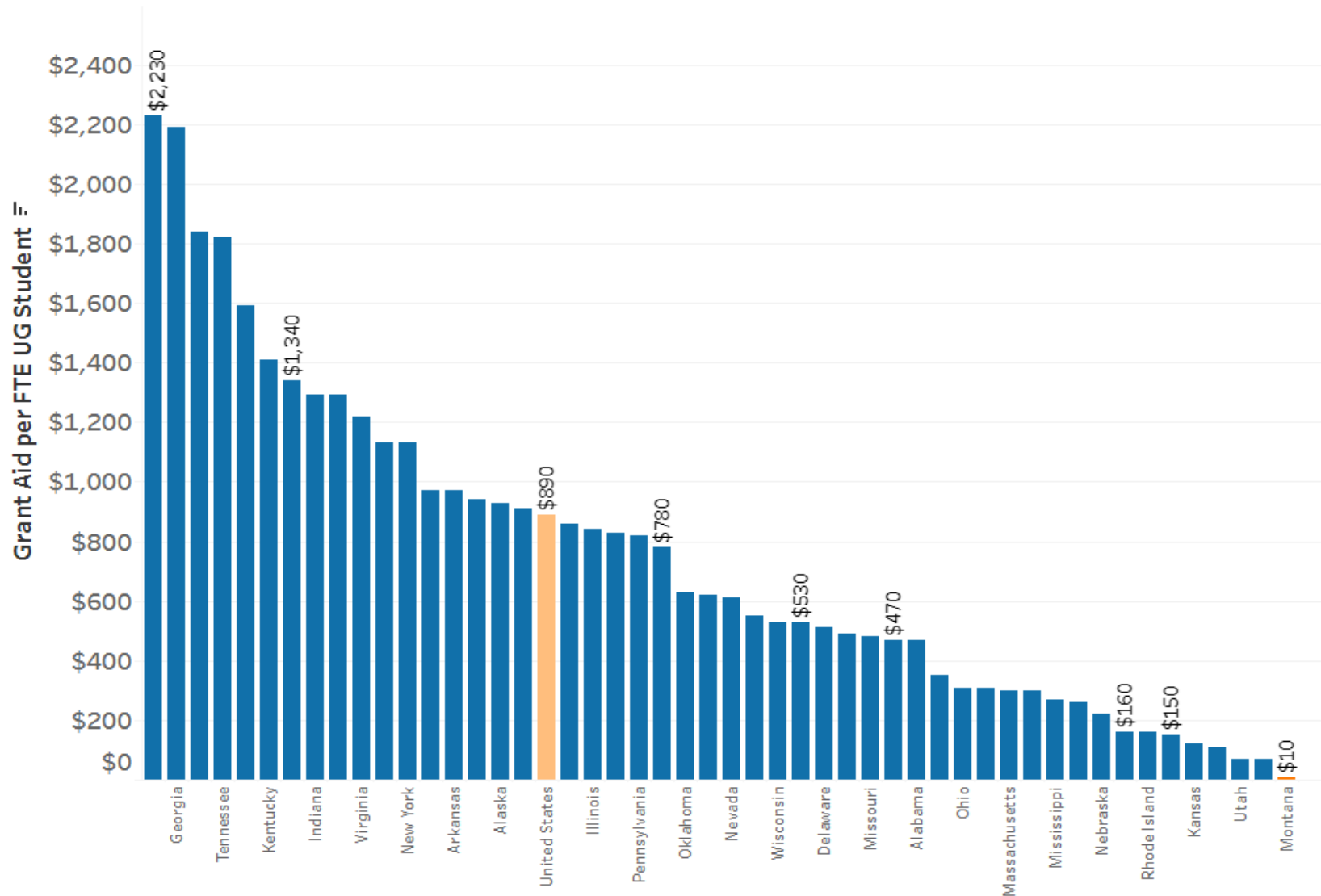
- % Receiving Pell
- Average Pell Amount



# Student Financial Aid

## State Funded Grant Aid per Undergraduate FTE

source: National Association of State Grant and Aid Programs, 2017-2018





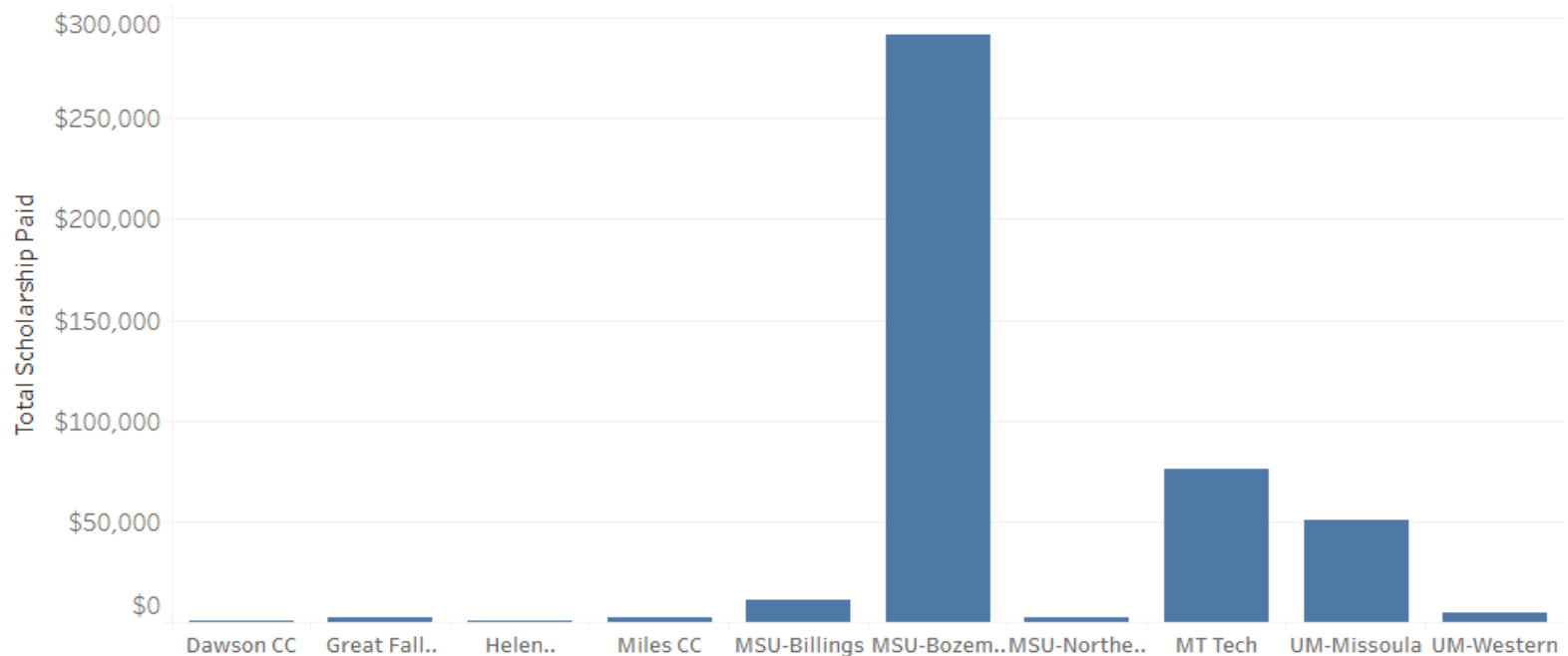
# Student Financial Aid

## MUS Stem Scholarships

Incentive-based scholarship program awarded to students seeking a degree in a field related to Science, Technology, Engineering, Mathematics (STEM), and healthcare. The current MUS STEM program has its inception during the 2020-2021 school year and data reflected is from only the 2020-2021 school year.

For more information go to [https://www.mus.edu/Prepare/Pay/Scholarships/STEM\\_Scholarship.html](https://www.mus.edu/Prepare/Pay/Scholarships/STEM_Scholarship.html)

Data does not include Flathead Valley CC



## Students Receiving Scholarship and Total Amounts Paid

All scholarship amounts are for \$500 a semester per student. Some students attend only 1 semester.

	Dawson CC	Great Falls..	Helena Coll..	Miles CC	MSU-Billings	MSU-Boze..	MSU-North..	MT Tech	UM-Missou..	UM-Western	Total
Student Counts	2	2	1	4	11	291	3	76	51	5	446
Total Amount Offered	\$1,000	\$2,000	\$500	\$2,000	\$11,000	\$291,000	\$2,500	\$76,000	\$51,000	\$5,000	\$442,000

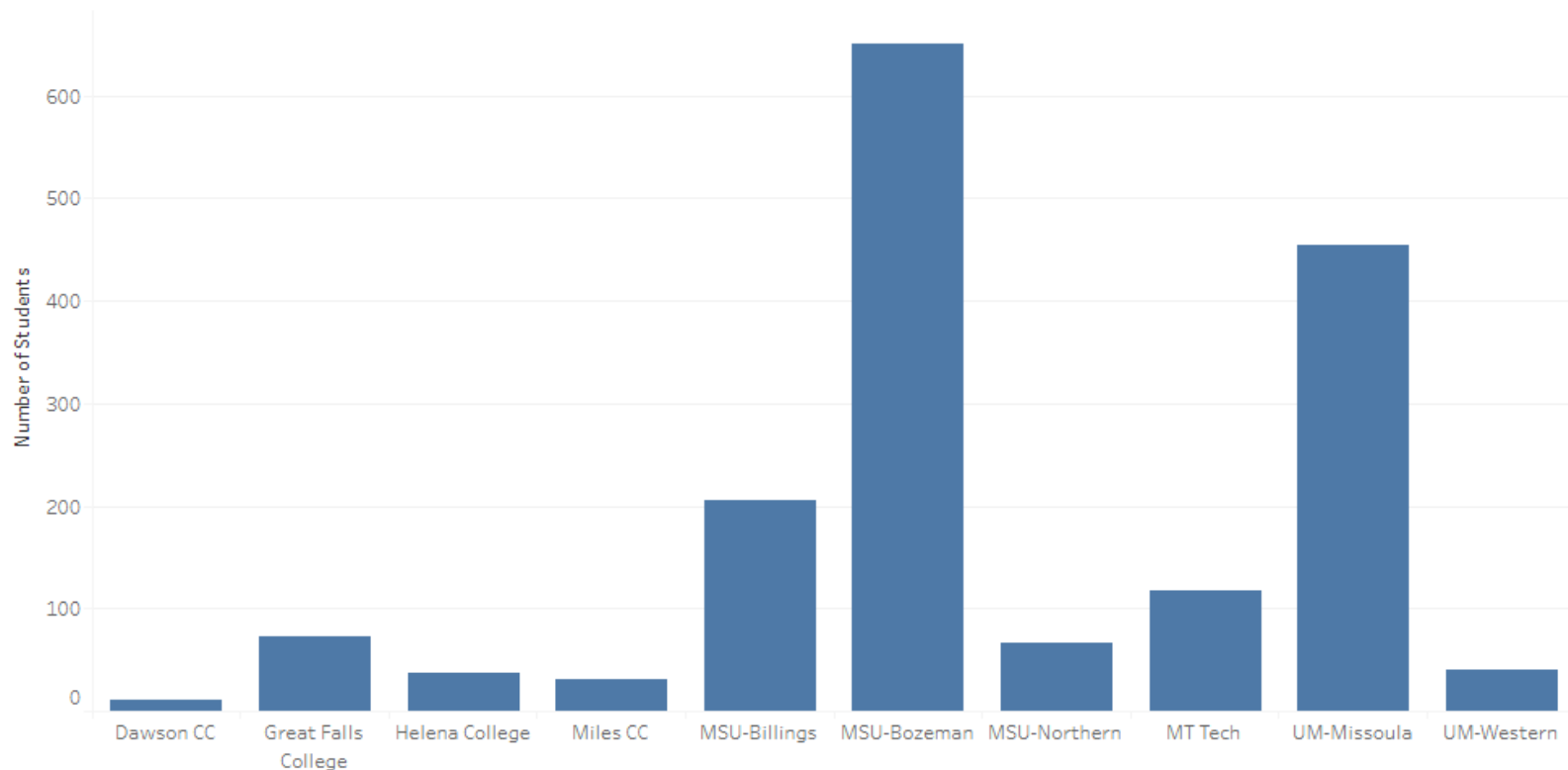
# Student Financial Aid

## Montana Access Scholarships

Need-based student aid program starting in the 2019 - 2020 school year and is funded equally from both the state and private donations. Number of scholarships available at each campus is determined by its percentage of resident student enrollment.

For more information go to: [https://mus.edu/Prepare/Pay/Scholarships/mt\\_access\\_scholarships.html](https://mus.edu/Prepare/Pay/Scholarships/mt_access_scholarships.html)

Data shown is for the 2019-2020 school year only. **Does not include Flathead Valley CC**



## Students Receiving Scholarship and Total Amounts Paid

All scholarship amounts are for \$500 a semester per student. Some students attend only 1 semester.

	Dawson CC	Great Falls College	Helena College	Miles CC	MSU-Billin..	MSU-Boze..	MSU-North..	MT Tech	UM-Misso..	UM-Weste..	Total
Student Counts	11	73	37	31	205	650	66	118	454	40	1,685
Total Amount Paid	\$10,000	\$58,000	\$37,000	\$24,000	\$184,500	\$618,000	\$60,000	\$116,000	\$454,000	\$37,000	\$1,598,500

# Student Financial Aid

## MUS Honors Scholarship - Totals

Number of 4 Year merit-based renewable scholarships offered which waives the recipient's tuition at an eligible Montana campus and amounts paid in total.

Visit [https://www.mus.edu/Prepare/Pay/Scholarships/MUS\\_Honor\\_Scholarship.html](https://www.mus.edu/Prepare/Pay/Scholarships/MUS_Honor_Scholarship.html) for more information

Data does not include Flathead Valley CC

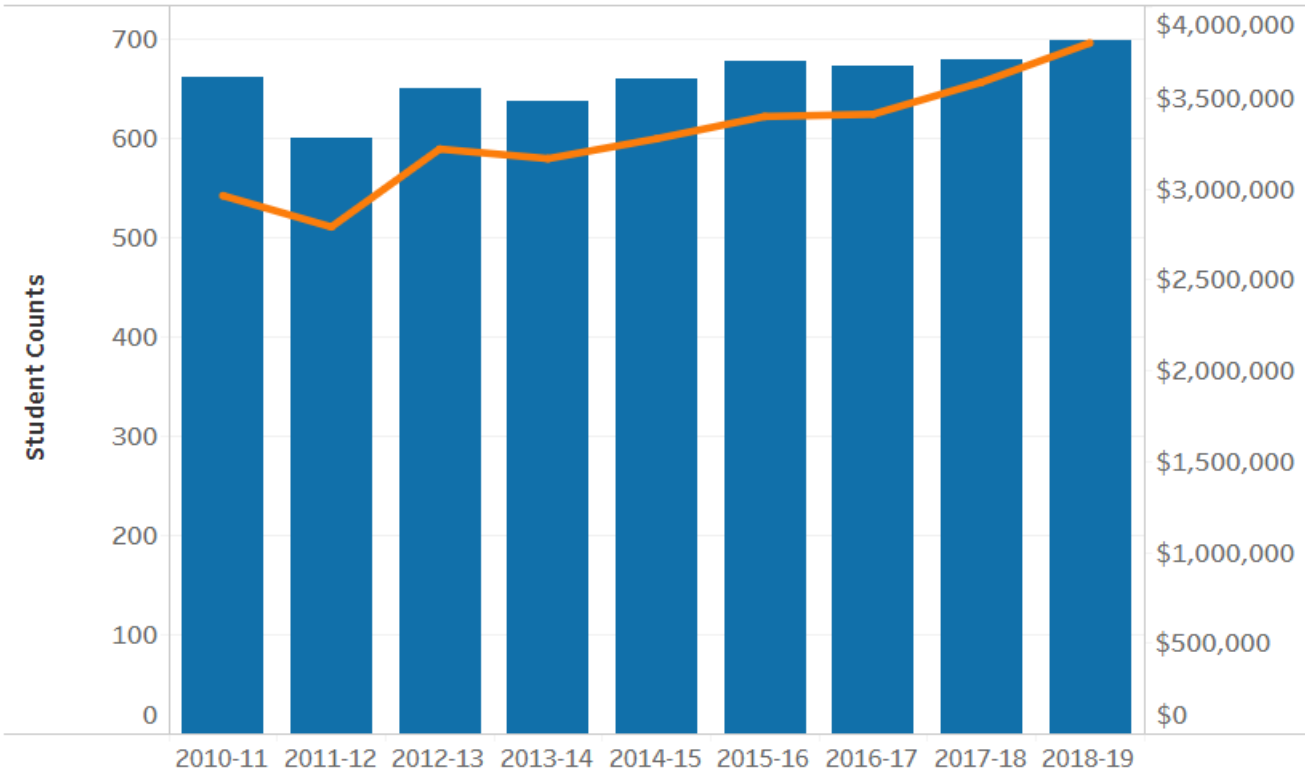
Campus

(All) ▼

Legend

■ Student Counts

■ Total Amount Paid



### Student Counts and Amounts Paid

	2010-11	2011-12	2012-13	2013-14	2014-15	2015-16	2016-17	2017-18	2018-19
Student Counts	662	600	650	638	659	678	673	679	699
Total Amount Paid	\$2,960,651	\$2,788,381	\$3,217,262	\$3,164,502	\$3,273,786	\$3,396,408	\$3,408,964	\$3,584,994	\$3,801,101
Avg. Amount Paid Per Semester	\$2,260	\$2,377	\$2,519	\$2,516	\$2,544	\$2,544	\$2,557	\$2,681	\$2,762