

The University of Montana
UM-Missoula
Current Unrestricted Expenses
Fiscal Year 2008

Bud 200

Accounts	Level 1 Acct Code	Actual FY 2007	Percent Of Total Expense	Budget FY 2008	Percent Of Total Budget	Percent Change
Personal Services						
Contract Faculty	610FAC	0		40,217,508	31.00%	0.00%
Contract Administrative	611ADM	0		5,389,953	4.16%	0.00%
Classified	611CLS	0		21,153,899	16.31%	0.00%
Graduate Assistants	611GST	0		3,537,051	2.73%	0.00%
Contract Professional	611PRF	0		5,134,726	3.96%	0.00%
Other Salaries	612OTS	0		1,476,470	1.14%	0.00%
Other Compensation	613OTC	0		0	0.00%	0.00%
Total Salaries and Wages		0		76,909,607	59.29%	0.00%
Employee Benefits	614BEN	0		22,717,249	17.51%	0.00%
Employee Waivers	614BNW	0		2,471,288	1.91%	0.00%
Termination Benefits	615TRB	0		388,318	0.30%	0.00%
Termination Pay	615TRP	0		582,477	0.45%	0.00%
Other Benefits	619OTB	0		0	0.00%	0.00%
Total Benefits		0		26,159,332	20.17%	0.00%
Vacancy Savings	616VSV	0		-1,307,782	-1.01%	0.00%
Total Personal Services		0		101,761,157	78.45%	0.00%
Operating Expenses						
Contracted Services	621SRV	0		2,549,253	1.97%	0.00%
Supplies	622SUP	0		4,449,895	3.43%	0.00%
Communications	623COM	0		1,202,395	0.93%	0.00%
Travel	624TRV	0		781,904	0.60%	0.00%
Rent	625RNT	0		1,152,459	0.89%	0.00%
Utilities	626UTL	0		4,858,486	3.75%	0.00%
Repairs & Maintenance	627MNT	0		971,330	0.75%	0.00%
Other	628OTH	0		365,351	0.28%	0.00%
Waivers & Scholarships	628WAV	0		7,653,917	5.90%	0.00%
Sponsored Programs Indirect Cost	690IDC	0		-1,052,051	-0.81%	0.00%
Costs of Goods Sold	629CGS	0		0	0.00%	0.00%
Total Operating Expenses		0		22,932,939	17.68%	0.00%
Capital and Transfers						
Capital Equipment	631CEQ	0		3,210,271	2.47%	0.00%
Capital Land	641CLN	0		0	0.00%	0.00%
Capital Building	643CBL	0		0	0.00%	0.00%
Capital Other Improvements	645COI	0		0	0.00%	0.00%
Debt Service	650DBT	0		62,182	0.05%	0.00%
Total Capital		0		3,272,453	2.52%	0.00%
Mandatory Transfer Out	687MXF	0		114,795	0.09%	0.00%
NonMandatory Transfer Out	688NXF	0		1,632,135	1.26%	0.00%
Intra-Entity Exp-External	689XFR	0		0	0.00%	0.00%
Total Transfers		0		1,746,930	1.35%	0.00%
Total Capital and Transfers		0		5,019,383	3.87%	0.00%
Total Expenses		0		129,713,479	100.00%	0.00%

The University of Montana
UM-Missoula
Current Unrestricted Revenues
Fiscal Year 2008

Bud 300

Accounts	Level 1 Acct Code	Actual FY 2007	Percent Of Total Expense	Budget FY 2008	Percent Of Total Budget	Percent Change
Tuition and Fees						
Registration Fee	515REG	0		896,032	0.69%	0.00%
Resident Tuition	500RES	0		36,261,282	27.95%	0.00%
Non-resident Tuition	505NON	0		36,126,833	27.85%	0.00%
WUE Tuition	505WUE	0		3,909,970	3.01%	0.00%
Other Tuition	507OTH	0		0	0.00%	0.00%
Admissions Fees	515ADM	0		300,000	0.23%	0.00%
Program Tuition & Fees	520PRG	0		3,021,449	2.33%	0.00%
Total Tuition and Fees		0		80,515,566	62.07%	0.00%
State Allocations						
Hi-Ed General Fund Revenue	555GEN	0		39,128,236	30.17%	0.00%
Hi-Ed Millage Revenue	555MIL	0		6,058,190	4.67%	0.00%
Other OCHE/State Funding	555SPE	0		2,340,016	1.80%	0.00%
Total State Allocations		0		47,526,442	36.64%	0.00%
Other Revenues						
Investments	540INV	0		1,091,350	0.84%	0.00%
Federal Appropriations	550FED	0		0	0.00%	0.00%
Financial Aid	562FNA	0		160,000	0.12%	0.00%
Other Student Fees	532OSF	0		402,121	0.31%	0.00%
Continuing Education	535CED	0		0	0.00%	0.00%
Other Revenue	580OTH	0		18,000	0.01%	0.00%
Total Other Revenues		0		1,671,471	1.29%	0.00%
Transfers						
Mandatory Transfer-In	557MNX	0		0	0.00%	0.00%
Non-Mandatory Transfer-In	557NMX	0		0	0.00%	0.00%
Total Transfers		0		0	0.00%	0.00%
Total Revenues		0		129,713,479	100.00%	0.00%

The University of Montana
UM-Missoula
Current Unrestricted Expenses
Fiscal Year 2008
Academic Support

Accounts	Level 1 Acct Code	Actual FY 2007	Percent Of Total Expense	Budget FY 2008	Percent Of Total Budget	Percent Change
Personal Services						
Contract Faculty	610FAC	0		1,118,758	6.77%	0.00%
Contract Administrative	611ADM	0		2,570,660	15.55%	0.00%
Classified	611CLS	0		3,693,929	22.35%	0.00%
Graduate Assistants	611GST	0		8,057	0.05%	0.00%
Contract Professional	611PRF	0		1,100,096	6.65%	0.00%
Other Salaries	612OTS	0		334,984	2.03%	0.00%
Other Compensation	613OTC	0		0	0.00%	0.00%
Total Salaries and Wages		0		8,826,484	53.39%	0.00%
Employee Benefits	614BEN	0		2,884,408	17.45%	0.00%
Employee Waivers	614BNW	0		0	0.00%	0.00%
Termination Benefits	615TRB	0		0	0.00%	0.00%
Termination Pay	615TRP	0		0	0.00%	0.00%
Other Benefits	619OTB	0		0	0.00%	0.00%
Total Benefits		0		2,884,408	17.45%	0.00%
Vacancy Savings	616VSV	0		-321,821	-1.95%	0.00%
Total Personal Services		0		11,389,071	68.90%	0.00%
Operating Expenses						
Contracted Services	621SRV	0		75,053	0.45%	0.00%
Supplies	622SUP	0		2,754,642	16.66%	0.00%
Communications	623COM	0		264,003	1.60%	0.00%
Travel	624TRV	0		111,426	0.67%	0.00%
Rent	625RNT	0		4,962	0.03%	0.00%
Utilities	626UTL	0		0	0.00%	0.00%
Repairs & Maintenance	627MNT	0		29,406	0.18%	0.00%
Other	628OTH	0		254,744	1.54%	0.00%
Waivers & Scholarships	628WAV	0		0	0.00%	0.00%
Sponsored Programs Indirect Cost	690IDC	0		0	0.00%	0.00%
Costs of Goods Sold	629CGS	0		0	0.00%	0.00%
Total Operating Expenses		0		3,494,236	21.14%	0.00%
Capital and Transfers						
Capital Equipment	631CEQ	0		1,549,677	9.37%	0.00%
Capital Land	641CLN	0		0	0.00%	0.00%
Capital Building	643CBL	0		0	0.00%	0.00%
Capital Other Improvements	645COI	0		0	0.00%	0.00%
Debt Service	650DBT	0		4,135	0.03%	0.00%
Total Capital		0		1,553,812	9.40%	0.00%
Mandatory Transfer Out	687MXF	0		93,795	0.57%	0.00%
NonMandatory Transfer Out	688NXF	0		0	0.00%	0.00%
Intra-Entity Exp-External	689XFR	0		0	0.00%	0.00%
Total Transfers		0		93,795	0.57%	0.00%
Total Capital and Transfers		0		1,647,607	9.97%	0.00%
Total Expenses		0		16,530,914	100.00%	0.00%

The University of Montana
 UM-Missoula
 Current Unrestricted Expenses
 Fiscal Year 2008
 Institutional Support

Bud 200

Accounts	Level 1 Acct Code	Actual FY 2007	Percent Of Total Expense	Budget FY 2008	Percent Of Total Budget	Percent Change
Personal Services						
Contract Faculty	610FAC	0		0	0.00%	0.00%
Contract Administrative	611ADM	0		1,691,801	13.13%	0.00%
Classified	611CLS	0		6,685,319	51.88%	0.00%
Graduate Assistants	611GST	0		0	0.00%	0.00%
Contract Professional	611PRF	0		1,518,782	11.79%	0.00%
Other Salaries	612OTS	0		250,548	1.94%	0.00%
Other Compensation	613OTC	0		0	0.00%	0.00%
Total Salaries and Wages		0		10,146,450	78.74%	0.00%
Employee Benefits	614BEN	0		3,160,490	24.53%	0.00%
Employee Waivers	614BNW	0		0	0.00%	0.00%
Termination Benefits	615TRB	0		0	0.00%	0.00%
Termination Pay	615TRP	0		0	0.00%	0.00%
Other Benefits	619OTB	0		0	0.00%	0.00%
Total Benefits		0		3,160,490	24.53%	0.00%
Vacancy Savings	616VSV	0		-403,621	-3.13%	0.00%
Total Personal Services		0		12,903,319	100.13%	0.00%
Operating Expenses						
Contracted Services	621SRV	0		1,164,618	9.04%	0.00%
Supplies	622SUP	0		231,629	1.80%	0.00%
Communications	623COM	0		216,979	1.68%	0.00%
Travel	624TRV	0		126,943	0.99%	0.00%
Rent	625RNT	0		4,609	0.04%	0.00%
Utilities	626UTL	0		0	0.00%	0.00%
Repairs & Maintenance	627MNT	0		9,356	0.07%	0.00%
Other	628OTH	0		-2,257,628	-17.52%	0.00%
Waivers & Scholarships	628WAV	0		0	0.00%	0.00%
Sponsored Programs Indirect Cost	690IDC	0		-1,052,051	-8.16%	0.00%
Costs of Goods Sold	629CGS	0		0	0.00%	0.00%
Total Operating Expenses		0		-1,555,545	-12.07%	0.00%
Capital and Transfers						
Capital Equipment	631CEQ	0		0	0.00%	0.00%
Capital Land	641CLN	0		0	0.00%	0.00%
Capital Building	643CBL	0		0	0.00%	0.00%
Capital Other Improvements	645COI	0		0	0.00%	0.00%
Debt Service	650DBT	0		6,575	0.05%	0.00%
Total Capital		0		6,575	0.05%	0.00%
Mandatory Transfer Out	687MXF	0		0	0.00%	0.00%
NonMandatory Transfer Out	688NXF	0		1,532,096	11.89%	0.00%
Intra-Entity Exp-External	689XFR	0		0	0.00%	0.00%
Total Transfers		0		1,532,096	11.89%	0.00%
Total Capital and Transfers		0		1,538,671	11.94%	0.00%
Total Expenses		0		12,886,445	100.00%	0.00%

The University of Montana
 UM-Missoula
 Current Unrestricted Expenses
 Fiscal Year 2008
 Instruction

Accounts	Level 1 Acct Code	Actual FY 2007	Percent Of Total Expense	Budget FY 2008	Percent Of Total Budget	Percent Change
Personal Services						
Contract Faculty	610FAC	0		38,958,515	59.88%	0.00%
Contract Administrative	611ADM	0		0	0.00%	0.00%
Classified	611CLS	0		2,857,907	4.39%	0.00%
Graduate Assistants	611GST	0		3,396,612	5.22%	0.00%
Contract Professional	611PRF	0		382,966	0.59%	0.00%
Other Salaries	612OTS	0		359,966	0.55%	0.00%
Other Compensation	613OTC	0		0	0.00%	0.00%
Total Salaries and Wages		0		45,955,966	70.64%	0.00%
Employee Benefits	614BEN	0		12,540,687	19.28%	0.00%
Employee Waivers	614BNW	0		0	0.00%	0.00%
Termination Benefits	615TRB	0		388,318	0.60%	0.00%
Termination Pay	615TRP	0		582,477	0.90%	0.00%
Other Benefits	619OTB	0		0	0.00%	0.00%
Total Benefits		0		13,511,482	20.77%	0.00%
Vacancy Savings	616VSV	0		0	0.00%	0.00%
Total Personal Services		0		59,467,448	91.41%	0.00%
Operating Expenses						
Contracted Services	621SRV	0		497,644	0.76%	0.00%
Supplies	622SUP	0		670,958	1.03%	0.00%
Communications	623COM	0		457,808	0.70%	0.00%
Travel	624TRV	0		365,868	0.56%	0.00%
Rent	625RNT	0		16,302	0.03%	0.00%
Utilities	626UTL	0		0	0.00%	0.00%
Repairs & Maintenance	627MNT	0		141,555	0.22%	0.00%
Other	628OTH	0		1,728,708	2.66%	0.00%
Waivers & Scholarships	628WAV	0		0	0.00%	0.00%
Sponsored Programs Indirect Cost	690IDC	0		0	0.00%	0.00%
Costs of Goods Sold	629CGS	0		0	0.00%	0.00%
Total Operating Expenses		0		3,878,843	5.96%	0.00%
Capital and Transfers						
Capital Equipment	631CEQ	0		1,660,594	2.55%	0.00%
Capital Land	641CLN	0		0	0.00%	0.00%
Capital Building	643CBL	0		0	0.00%	0.00%
Capital Other Improvements	645COI	0		0	0.00%	0.00%
Debt Service	650DBT	0		49,672	0.08%	0.00%
Total Capital		0		1,710,266	2.63%	0.00%
Mandatory Transfer Out	687MXF	0		0	0.00%	0.00%
NonMandatory Transfer Out	688NXF	0		0	0.00%	0.00%
Intra-Entity Exp-External	689XFR	0		0	0.00%	0.00%
Total Transfers		0		0	0.00%	0.00%
Total Capital and Transfers		0		1,710,266	2.63%	0.00%
Total Expenses		0		65,056,557	100.00%	0.00%

The University of Montana
 UM-Missoula
 Current Unrestricted Expenses
 Fiscal Year 2008
 Operation/Maintenance Plant

Accounts	Level 1 Acct Code	Actual FY 2007	Percent Of Total Expense	Budget FY 2008	Percent Of Total Budget	Percent Change
Personal Services						
Contract Faculty	610FAC	0		0	0.00%	0.00%
Contract Administrative	611ADM	0		103,364	0.71%	0.00%
Classified	611CLS	0		4,307,527	29.53%	0.00%
Graduate Assistants	611GST	0		0	0.00%	0.00%
Contract Professional	611PRF	0		228,742	1.57%	0.00%
Other Salaries	612OTS	0		284,567	1.95%	0.00%
Other Compensation	613OTC	0		0	0.00%	0.00%
Total Salaries and Wages		0		4,924,200	33.75%	0.00%
Employee Benefits	614BEN	0		1,869,188	12.81%	0.00%
Employee Waivers	614BNW	0		0	0.00%	0.00%
Termination Benefits	615TRB	0		0	0.00%	0.00%
Termination Pay	615TRP	0		0	0.00%	0.00%
Other Benefits	619OTB	0		0	0.00%	0.00%
Total Benefits		0		1,869,188	12.81%	0.00%
Vacancy Savings	616VSV	0		-211,559	-1.45%	0.00%
Total Personal Services		0		6,581,829	45.11%	0.00%
Operating Expenses						
Contracted Services	621SRV	0		617,947	4.24%	0.00%
Supplies	622SUP	0		325,317	2.23%	0.00%
Communications	623COM	0		24,746	0.17%	0.00%
Travel	624TRV	0		19,755	0.14%	0.00%
Rent	625RNT	0		1,109,278	7.60%	0.00%
Utilities	626UTL	0		4,858,486	33.30%	0.00%
Repairs & Maintenance	627MNT	0		769,414	5.27%	0.00%
Other	628OTH	0		197,634	1.35%	0.00%
Waivers & Scholarships	628WAV	0		0	0.00%	0.00%
Sponsored Programs Indirect Cost	690IDC	0		0	0.00%	0.00%
Costs of Goods Sold	629CGS	0		0	0.00%	0.00%
Total Operating Expenses		0		7,922,577	54.30%	0.00%
Capital and Transfers						
Capital Equipment	631CEQ	0		0	0.00%	0.00%
Capital Land	641CLN	0		0	0.00%	0.00%
Capital Building	643CBL	0		0	0.00%	0.00%
Capital Other Improvements	645COI	0		0	0.00%	0.00%
Debt Service	650DBT	0		0	0.00%	0.00%
Total Capital		0		0	0.00%	0.00%
Mandatory Transfer Out	687MXF	0		21,000	0.14%	0.00%
NonMandatory Transfer Out	688NXF	0		63,912	0.44%	0.00%
Intra-Entity Exp-External	689XFR	0		0	0.00%	0.00%
Total Transfers		0		84,912	0.58%	0.00%
Total Capital and Transfers		0		84,912	0.58%	0.00%
Total Expenses		0		14,589,318	100.00%	0.00%

The University of Montana
 UM-Missoula
 Current Unrestricted Expenses
 Fiscal Year 2008
 Organized Research

Accounts	Level 1 Acct Code	Actual FY 2007	Percent Of Total Expense	Budget FY 2008	Percent Of Total Budget	Percent Change
Personal Services						
Contract Faculty	610FAC	0		132,731	8.41%	0.00%
Contract Administrative	611ADM	0		198,419	12.58%	0.00%
Classified	611CLS	0		429,635	27.24%	0.00%
Graduate Assistants	611GST	0		132,382	8.39%	0.00%
Contract Professional	611PRF	0		173,881	11.02%	0.00%
Other Salaries	612OTS	0		11,703	0.74%	0.00%
Other Compensation	613OTC	0		0	0.00%	0.00%
Total Salaries and Wages		0		1,078,751	68.39%	0.00%
Employee Benefits	614BEN	0		302,226	19.16%	0.00%
Employee Waivers	614BNW	0		0	0.00%	0.00%
Termination Benefits	615TRB	0		0	0.00%	0.00%
Termination Pay	615TRP	0		0	0.00%	0.00%
Other Benefits	619OTB	0		0	0.00%	0.00%
Total Benefits		0		302,226	19.16%	0.00%
Vacancy Savings	616VSV	0		-131,585	-8.34%	0.00%
Total Personal Services		0		1,249,392	79.20%	0.00%
Operating Expenses						
Contracted Services	621SRV	0		140,835	8.93%	0.00%
Supplies	622SUP	0		23,822	1.51%	0.00%
Communications	623COM	0		28,035	1.78%	0.00%
Travel	624TRV	0		37,327	2.37%	0.00%
Rent	625RNT	0		1,000	0.06%	0.00%
Utilities	626UTL	0		0	0.00%	0.00%
Repairs & Maintenance	627MNT	0		7,723	0.49%	0.00%
Other	628OTH	0		53,200	3.37%	0.00%
Waivers & Scholarships	628WAV	0		0	0.00%	0.00%
Sponsored Programs Indirect Cost	690IDC	0		0	0.00%	0.00%
Costs of Goods Sold	629CGS	0		0	0.00%	0.00%
Total Operating Expenses		0		291,942	18.51%	0.00%
Capital and Transfers						
Capital Equipment	631CEQ	0		0	0.00%	0.00%
Capital Land	641CLN	0		0	0.00%	0.00%
Capital Building	643CBL	0		0	0.00%	0.00%
Capital Other Improvements	645COI	0		0	0.00%	0.00%
Debt Service	650DBT	0		0	0.00%	0.00%
Total Capital		0		0	0.00%	0.00%
Mandatory Transfer Out	687MXF	0		0	0.00%	0.00%
NonMandatory Transfer Out	688NXF	0		36,127	2.29%	0.00%
Intra-Entity Exp-External	689XFR	0		0	0.00%	0.00%
Total Transfers		0		36,127	2.29%	0.00%
Total Capital and Transfers		0		36,127	2.29%	0.00%
Total Expenses		0		1,577,461	100.00%	0.00%

The University of Montana
 UM-Missoula
 Current Unrestricted Expenses
 Fiscal Year 2008
 Public Service

Accounts	Level 1 Acct Code	Actual FY 2007	Percent Of Total Expense	Budget FY 2008	Percent Of Total Budget	Percent Change
Personal Services						
Contract Faculty	610FAC	0		7,504	0.82%	0.00%
Contract Administrative	611ADM	0		53,686	5.90%	0.00%
Classified	611CLS	0		381,328	41.90%	0.00%
Graduate Assistants	611GST	0		0	0.00%	0.00%
Contract Professional	611PRF	0		100,361	11.03%	0.00%
Other Salaries	612OTS	0		60,009	6.59%	0.00%
Other Compensation	613OTC	0		0	0.00%	0.00%
Total Salaries and Wages		0		602,888	66.24%	0.00%
Employee Benefits	614BEN	0		186,850	20.53%	0.00%
Employee Waivers	614BNW	0		0	0.00%	0.00%
Termination Benefits	615TRB	0		0	0.00%	0.00%
Termination Pay	615TRP	0		0	0.00%	0.00%
Other Benefits	619OTB	0		0	0.00%	0.00%
Total Benefits		0		186,850	20.53%	0.00%
Vacancy Savings	616VSV	0		-24,101	-2.65%	0.00%
Total Personal Services		0		765,637	84.12%	0.00%
Operating Expenses						
Contracted Services	621SRV	0		28,600	3.14%	0.00%
Supplies	622SUP	0		26,537	2.92%	0.00%
Communications	623COM	0		13,795	1.52%	0.00%
Travel	624TRV	0		8,500	0.93%	0.00%
Rent	625RNT	0		14,581	1.60%	0.00%
Utilities	626UTL	0		0	0.00%	0.00%
Repairs & Maintenance	627MNT	0		3,670	0.40%	0.00%
Other	628OTH	0		48,800	5.36%	0.00%
Waivers & Scholarships	628WAV	0		0	0.00%	0.00%
Sponsored Programs Indirect Cost	690IDC	0		0	0.00%	0.00%
Costs of Goods Sold	629CGS	0		0	0.00%	0.00%
Total Operating Expenses		0		144,483	15.88%	0.00%
Capital and Transfers						
Capital Equipment	631CEQ	0		0	0.00%	0.00%
Capital Land	641CLN	0		0	0.00%	0.00%
Capital Building	643CBL	0		0	0.00%	0.00%
Capital Other Improvements	645COI	0		0	0.00%	0.00%
Debt Service	650DBT	0		0	0.00%	0.00%
Total Capital		0		0	0.00%	0.00%
Mandatory Transfer Out	687MXF	0		0	0.00%	0.00%
NonMandatory Transfer Out	688NXF	0		0	0.00%	0.00%
Intra-Entity Exp-External	689XFR	0		0	0.00%	0.00%
Total Transfers		0		0	0.00%	0.00%
Total Capital and Transfers		0		0	0.00%	0.00%
Total Expenses		0		910,120	100.00%	0.00%

The University of Montana
 UM-Missoula
 Current Unrestricted Expenses
 Fiscal Year 2008
 Scholarships and Fellowships

Accounts	Level 1 Acct Code	Actual FY 2007	Percent Of Total Expense	Budget FY 2008	Percent Of Total Budget	Percent Change
Personal Services						
Contract Faculty	610FAC	0		0	0.00%	0.00%
Contract Administrative	611ADM	0		0	0.00%	0.00%
Classified	611CLS	0		0	0.00%	0.00%
Graduate Assistants	611GST	0		0	0.00%	0.00%
Contract Professional	611PRF	0		0	0.00%	0.00%
Other Salaries	612OTS	0		0	0.00%	0.00%
Other Compensation	613OTC	0		0	0.00%	0.00%
Total Salaries and Wages		0		0	0.00%	0.00%
Employee Benefits	614BEN	0		0	0.00%	0.00%
Employee Waivers	614BNW	0		2,471,288	24.41%	0.00%
Termination Benefits	615TRB	0		0	0.00%	0.00%
Termination Pay	615TRP	0		0	0.00%	0.00%
Other Benefits	619OTB	0		0	0.00%	0.00%
Total Benefits		0		2,471,288	24.41%	0.00%
Vacancy Savings	616VSV	0		0	0.00%	0.00%
Total Personal Services		0		2,471,288	24.41%	0.00%
Operating Expenses						
Contracted Services	621SRV	0		0	0.00%	0.00%
Supplies	622SUP	0		0	0.00%	0.00%
Communications	623COM	0		0	0.00%	0.00%
Travel	624TRV	0		0	0.00%	0.00%
Rent	625RNT	0		0	0.00%	0.00%
Utilities	626UTL	0		0	0.00%	0.00%
Repairs & Maintenance	627MNT	0		0	0.00%	0.00%
Other	628OTH	0		0	0.00%	0.00%
Waivers & Scholarships	628WAV	0		7,653,917	75.59%	0.00%
Sponsored Programs Indirect Cost	690IDC	0		0	0.00%	0.00%
Costs of Goods Sold	629CGS	0		0	0.00%	0.00%
Total Operating Expenses		0		7,653,917	75.59%	0.00%
Capital and Transfers						
Capital Equipment	631CEQ	0		0	0.00%	0.00%
Capital Land	641CLN	0		0	0.00%	0.00%
Capital Building	643CBL	0		0	0.00%	0.00%
Capital Other Improvements	645COI	0		0	0.00%	0.00%
Debt Service	650DBT	0		0	0.00%	0.00%
Total Capital		0		0	0.00%	0.00%
Mandatory Transfer Out	687MXF	0		0	0.00%	0.00%
NonMandatory Transfer Out	688NXF	0		0	0.00%	0.00%
Intra-Entity Exp-External	689XFR	0		0	0.00%	0.00%
Total Transfers		0		0	0.00%	0.00%
Total Capital and Transfers		0		0	0.00%	0.00%
Total Expenses		0		10,125,205	100.00%	0.00%

The University of Montana
 UM-Missoula
 Current Unrestricted Expenses
 Fiscal Year 2008
 Student Services

Accounts	Level 1 Acct Code	Actual FY 2007	Percent Of Total Expense	Budget FY 2008	Percent Of Total Budget	Percent Change
Personal Services						
Contract Faculty	610FAC	0		0	0.00%	0.00%
Contract Administrative	611ADM	0		772,023	9.61%	0.00%
Classified	611CLS	0		2,798,254	34.82%	0.00%
Graduate Assistants	611GST	0		0	0.00%	0.00%
Contract Professional	611PRF	0		1,629,898	20.28%	0.00%
Other Salaries	612OTS	0		174,693	2.17%	0.00%
Other Compensation	613OTC	0		0	0.00%	0.00%
Total Salaries and Wages		0		5,374,868	66.87%	0.00%
Employee Benefits	614BEN	0		1,773,400	22.06%	0.00%
Employee Waivers	614BNW	0		0	0.00%	0.00%
Termination Benefits	615TRB	0		0	0.00%	0.00%
Termination Pay	615TRP	0		0	0.00%	0.00%
Other Benefits	619OTB	0		0	0.00%	0.00%
Total Benefits		0		1,773,400	22.06%	0.00%
Vacancy Savings	616VSV	0		-215,095	-2.68%	0.00%
Total Personal Services		0		6,933,173	86.26%	0.00%
Operating Expenses						
Contracted Services	621SRV	0		24,556	0.31%	0.00%
Supplies	622SUP	0		416,990	5.19%	0.00%
Communications	623COM	0		197,029	2.45%	0.00%
Travel	624TRV	0		112,085	1.39%	0.00%
Rent	625RNT	0		1,727	0.02%	0.00%
Utilities	626UTL	0		0	0.00%	0.00%
Repairs & Maintenance	627MNT	0		10,206	0.13%	0.00%
Other	628OTH	0		339,893	4.23%	0.00%
Waivers & Scholarships	628WAV	0		0	0.00%	0.00%
Sponsored Programs Indirect Cost	690IDC	0		0	0.00%	0.00%
Costs of Goods Sold	629CGS	0		0	0.00%	0.00%
Total Operating Expenses		0		1,102,486	13.72%	0.00%
Capital and Transfers						
Capital Equipment	631CEQ	0		0	0.00%	0.00%
Capital Land	641CLN	0		0	0.00%	0.00%
Capital Building	643CBL	0		0	0.00%	0.00%
Capital Other Improvements	645COI	0		0	0.00%	0.00%
Debt Service	650DBT	0		1,800	0.02%	0.00%
Total Capital		0		1,800	0.02%	0.00%
Mandatory Transfer Out	687MXF	0		0	0.00%	0.00%
NonMandatory Transfer Out	688NXF	0		0	0.00%	0.00%
Intra-Entity Exp-External	689XFR	0		0	0.00%	0.00%
Total Transfers		0		0	0.00%	0.00%
Total Capital and Transfers		0		1,800	0.02%	0.00%
Total Expenses		0		8,037,459	100.00%	0.00%

UM-Missoula

Statement of Waivers and Scholarships

Fiscal Year 2008

Accounts	Account Code	Actual FY 2007	Percent Of Total Expense	Budget FY 2008	Percent Of Total Budget	Percent Change
Campus Discretionary Waivers						
Undergraduate						
Res Tuition Waiver-Undergraduate	62829	0		105,149	1.07%	0.00%
Non-Res Tuition Waiver-Undergrad	62846	0		258,858	2.63%	0.00%
Total Undergraduate		0		364,007	3.70%	0.00%
Graduate						
Res Tuition Waiver-Graduate	62820	0		23,114	0.23%	0.00%
Non-Res Tuition Waiver-Graduate	62820A	0		579,520	5.89%	0.00%
GTA/GRA Waivers	61422	0		1,946,288	19.77%	0.00%
Total Graduate		0		2,548,922	25.89%	0.00%
Athletic						
Res Tuition Waiver-Athletics	62829A	0		452,503	4.60%	0.00%
Non-Res Tuition Waiver-Athletics	62846A	0		1,193,541	12.12%	0.00%
Total Athletic		0		1,646,044	16.72%	0.00%
Other						
Other Tuition Waivers	62874	0		2,103,067	21.36%	0.00%
Total Other		0		2,103,067	21.36%	0.00%
Total Campus Discretionary Waiver		0		6,662,040	67.66%	0.00%
Board of Regents Designated						
Waivers and Scholarships						
American Indian Waiver	62874E	0		1,413,086	14.35%	0.00%
Faculty & Staff	61408	0		278,250	2.83%	0.00%
Dependent Waiver	61421	0		246,750	2.51%	0.00%
Veteran	62874H	0		60,000	0.61%	0.00%
Peace & Fire Orphans	62874F	0		4,199	0.04%	0.00%
War Orphans/Prisoners of War	62874J	0		0	0.00%	0.00%
September 11, 2001 Victim	62874S	0		0	0.00%	0.00%
Senior Citizens	62874G	0		33,595	0.34%	0.00%
Custodial Student	62874B	0		7,000	0.07%	0.00%
Community College Honor	62874A	0		18,000	0.18%	0.00%
MUS High School Honor	62874C	0		1,113,086	11.30%	0.00%
National Merit	62874D	0		10,000	0.10%	0.00%
Total Waivers and Scholarships		0		3,183,966	32.34%	0.00%
Total Board of Regents Designated		0		3,183,966	32.34%	0.00%
Total Expenses		0		9,846,006	100.00%	0.00%

**The University of Montana
UM-Missoula
Budget for Auxiliary Funds
FY08**

Reporting Fund	Beginning Fund Balance	Revenue	Transfers In	Total Revenue	Compensation & Benefits	Operating & Capital	Transfers Out	Total Expenses	Compensated Absences	Ending Fund Balance
Bookstore	231,608	955,397	0	955,397	69,954	872,633	0	942,587	4,680	249,098
Dining/Food Services	175,087	10,063,318	0	10,063,318	4,170,330	5,538,070	325,779	10,034,179	261,180	465,406
Health Services	-46,589	5,234,957	0	5,234,957	3,817,448	1,263,824	136,000	5,217,272	338,290	309,386
Other Auxiliary Non-Pledged	207,961	1,051,354	0	1,051,354	327,772	562,186	232,100	1,122,058	18,510	155,767
Other Auxiliary Pledged	1,000,317	9,895,695	6,500	9,902,195	4,178,696	3,091,113	2,585,641	9,855,450	409,700	1,456,762
Parking	409,250	1,828,406	0	1,828,406	900,099	636,132	248,116	1,784,347	91,820	545,129
Rentals	120,273	762,444	0	762,444	233,848	398,754	119,700	752,302	33,030	163,445
Student Housing	442,338	12,550,794	30,000	12,580,794	4,488,376	4,229,611	3,849,262	12,567,249	325,870	781,753
Student Union	208,408	3,179,466	0	3,179,466	1,636,221	1,241,394	291,918	3,169,533	143,070	361,411
Totals	2,748,653	45,521,831	36,500	45,558,331	19,822,744	17,833,717	7,788,516	45,444,977	1,626,150	4,488,157

**The University of Montana
UM-Missoula
Budget for Designated Funds
FY08**

Reporting Fund	Beginning Fund Balance	Revenue	Transfers In	Total Revenue	Compensation & Benefits	Operating & Capital	Transfers Out	Total Expenses	Compensated Absences	Ending Fund Balance
Associated Students-ASUM	1,267,607	3,699,500	500	3,700,000	1,230,092	2,469,908	0	3,700,000	93,830	1,361,437
Athletics	257,317	6,459,054	20,000	6,479,054	1,414,332	4,360,404	958,798	6,733,534	117,420	120,257
Campus Sales & Services	2,181,587	7,660,368	268,182	7,928,550	2,700,814	5,576,783	82,300	8,359,897	139,010	1,889,250
Continuing Education	1,216,898	1,132,274	0	1,132,274	518,894	680,139	248,930	1,447,963	28,000	929,209
Designated Gifts	0	0	0	0	0	0	0	0	0	0
Designated Scholarships	246,340	757,500	120,000	877,500	0	901,000	0	901,000	0	222,840
F&A Sponsored Programs	1,497,003	7,736,351	49,977	7,786,328	2,435,907	3,811,007	1,313,471	7,560,385	262,200	1,985,146
Fees	998,002	2,307,173	14,888	2,322,061	263,275	1,610,701	498,500	2,372,476	10,070	957,657
General Designated	4,482,659	3,357,855	75,552	3,433,407	2,347,834	608,063	436,000	3,391,897	2,115,030	6,639,199
Instructional Fees	301,676	768,191	0	768,191	56,265	685,679	0	741,944	1,670	329,593
Sales & Services	1,965,745	4,020,115	42,250	4,062,365	1,802,380	2,124,759	46,500	3,973,639	115,060	2,169,530
Totals	14,414,835	37,898,381	591,349	38,489,730	12,769,793	22,828,443	3,584,499	39,182,735	2,882,290	16,604,119

The University of Montana
UM-Missoula
Budget for Endowment Funds
FY08

Reporting Fund	Beginning Fund Balance	Revenue	Transfers In	Total Revenue	Compensation & Benefits	Operating & Capital	Transfers Out	Total Expenses	Compensated Absences	Ending Fund Balance
Endowment - UMM	19,862,362	0	313,750	313,750	0	0	0	0	0	20,176,112
Totals	19,862,362	0	313,750	313,750	0	0	0	0	0	20,176,112

**The University of Montana
UM-Missoula
Budget for Loan Funds
FY08**

Reporting Fund	Beginning Fund Balance	Revenue	Transfers In	Total Revenue	Compensation & Benefits	Operating & Capital	Transfers Out	Total Expenses	Compensated Absences	Ending Fund Balance
Federal & State Loan	10,002,090	330,000	0	330,000	0	190,000	0	190,000	0	10,142,090
Institutional Loan	1,003,051	65,000	0	65,000	0	8,000	0	8,000	0	1,060,051
Private Loan	188,895	21,000	0	21,000	0	1,000	0	1,000	0	208,895
Totals	11,194,036	416,000	0	416,000	0	199,000	0	199,000	0	11,411,036

**The University of Montana
UM-Missoula
Budget for Plant Funds
FY08**

Reporting Fund	Beginning Fund Balance	Revenue	Transfers In	Total Revenue	Compensation & Benefits	Operating & Capital	Transfers Out	Total Expenses	Compensated Absences	Ending Fund Balance
Renewal/Replacement - UMM	10,172,984	1,123,800	7,238,000	8,361,800	580,000	5,265,770	2,520,000	8,365,770	0	10,169,014
Retrmt of Indebtedness - UMM	1,202,635	1,662,000	13,000,000	14,662,000	0	12,462,000	2,200,000	14,662,000	0	1,202,635
Unexpended - UMM	-5,967,581	12,000,000	23,000,000	35,000,000	0	13,500,000	21,500,000	35,000,000	0	-5,967,581
Totals	5,408,037	14,785,800	43,238,000	58,023,800	580,000	31,227,770	26,220,000	58,027,770	0	5,404,067

**The University of Montana
UM-Missoula
Budget for Restricted Funds
FY08**

Reporting Fund	Beginning Fund Balance	Revenue	Transfers In	Total Revenue	Compensation & Benefits	Operating & Capital	Transfers Out	Total Expenses	Compensated Absences	Ending Fund Balance
Financial Aid Programs	0	13,374,537	0	13,374,537	889,115	12,485,422	0	13,374,537	0	0
Other Restricted	17,084	3,600	0	3,600	0	0	0	0	0	20,684
Private Gifts & Scholarships	2,680,747	13,041,000	0	13,041,000	2,214,613	6,083,172	0	8,297,785	0	7,423,962
Restricted Sponsored Programs	-408,647	73,000,000	500,000	73,500,000	42,741,070	30,718,568	0	73,459,638	0	-368,286
Restricted Sponsored Programs G	368,285	0	0	0	0	0	0	0	0	368,285
Totals	2,657,469	99,419,137	500,000	99,919,137	45,844,798	49,287,162	0	95,131,960	0	7,444,646

**THE MONTANA UNIVERSITY SYSTEM
COMPARATIVE STATEMENT OF TUITION WAIVERS AND SCHOLARSHIPS**

NAME							CODE	
The University of Montana - Missoula (4-Year)							51030	
DESCRIPTION	Original Op Plan FY 07		Actual FY 07		Budgeted FY 08		% Change in Utilization	% Change in Tuition Revenue Waived
	FTE Equivalent	Tuition Revenue Waived	FTE Equivalent	Tuition Revenue Waived	FTE Equivalent	Tuition Revenue Waived		
Discretionary								
Resident								
Resident Undergrad (6%)	290.90	1,162,442	194.26	776,265	207.74	830,149	6.9%	6.9%
Resident Dual Credit	0.00	-	0.00	-	-	-		
Resident Athletics	140.21	560,291	115.63	462,074	113.24	452,503	-2.1%	-2.1%
Resident Graduate (4%)	437.00	2,085,813	468.57	2,236,502	423.09	2,019,402	-9.7%	-9.7%
SUBTOTAL	868.12	3,808,546	778.47	3,474,841	744.07	3,302,054	-4.4%	-5.0%
Non-Resident (2%)								
NR Undergraduate	109.99	1,510,099	95.11	1,305,785	93.51	1,366,925	-1.7%	4.7%
NR Athletics	81.63	1,120,696	88.40	1,213,705	81.65	1,193,541	-7.6%	-1.7%
NR Graduate	37.58	569,074	40.21	608,921	49.59	799,520	23.3%	31.3%
NR WICHE	0.00	-	0.00	0	0.00	-		
PhD/MSSE	0.00	-	0.00	0	0.00	-		
Other		0		0		-		
SUBTOTAL	229.20	3,199,869	223.73	3,128,411	224.75	3,359,986	0.5%	7.4%
Mandatory								
Montana Indians	242.74	970,009	303.81	1,214,020	353.63	1,413,086	16.4%	16.4%
Veterans	17.87	71,390	13.49	53,900	15.02	60,000	11.3%	11.3%
Resident Faculty & Staff	74.41	297,358	63.83	255,082	69.63	278,250	9.1%	9.1%
Resident Employee Dependents	43.16	172,461	57.08	228,111	61.75	246,750	8.2%	8.2%
War Orphans/Peace Officers	1.05	4,199	0.46	1,856	1.05	4,199	126.2%	126.2%
Prisoners of War	0.00	-	0.00	0	0.00	0		
Senior Citizens	8.41	33,595	8.49	33,931	8.41	33,595	-1.0%	-1.0%
Custodial Students	1.05	4,199	1.79	7,159	1.75	7,000	-2.2%	-2.2%
Community Colleges	6.31	25,197	3.53	14,114	4.50	18,000	27.5%	27.5%
High School Honors	154.77	618,475	239.54	957,202	278.55	1,113,087	16.3%	16.3%
National Merit	21.02	83,988	14.57	58,211	2.50	10,000	-82.8%	-82.8%
Other	0.00	-	0.00	0	0.00	-		
SUBTOTAL	570.79	2,280,871	706.60	2,823,586	796.79	3,183,967	12.8%	12.8%
Scholarships								
Total Tuition Waived	1,668.11	9,289,286	1,708.80	9,426,838	1,765.61	9,846,007	3.3%	4.4%

Tuition Waiver are valued as follows:

FY Tuition and Registration Fees/FTE:

	FY07	FY08
Resident Undergraduate	3,996	3,996
Resident Graduate	4,773	4,773
Non-Resident Undergraduate	13,729	14,618
Non-Resident Graduate	15,143	16,123

Utilization Limitation

Resident UG may not exceed 6% of unit's total fall term FTE enrollment for the preceding year

	FY07	FY08
Fall FY06 FTE Enrollment	11,724.00	
Fall FY07 FTE Enrollment		11,867.00
FTE Equivalent Number of Tuition Waivers Allowed by Board Policy	6%	703.44
Actual FY07 and Budgeted FY08 FTE Equivalent Waivers	194.26	207.74

Non-Resident UG, Graduate, and Athletic tuition waivers may not exceed 2% of the unit's previous year's FTE enrollment

	FY07	FY08
FY06 FY FTE Enrollment	12,140.00	
FY07 FY FTE Enrollment		12,279.00
FTE Equivalent Number of Tuition Waivers Allowed by Board Policy and state statute	2%	242.80
Actual FY07 and Budgeted FY08 FTE Equivalent Waivers	223.73	224.75

Resident Graduate tuition waivers may not exceed 4% of the units total fall term FTE for the preceding year

	FY07	FY08
Fall FY06 FTE Enrollment	11,724.00	
Fall FY07 FTE Enrollment		11,867.00
FTE Equivalent Number of Tuition Waivers Allowed by Board Policy	4%	468.96
Actual FY07 and Budgeted FY08 FTE Equivalent Waivers	468.57	423.09

**THE MONTANA UNIVERSITY SYSTEM
ALL FUNDS
FTE EMPLOYEE DATA**

UNIT	The University of Montana - Missoula				
51030	ACTUAL FY 2007	PER- CENT	BUDGETED FY 2008	PER- CENT	INCR. (DECR.)
CURRENT UNRESTRICTED FUND:¹					
Contract Faculty (AY)	626.01	42.5%	642.63	41.5%	2.7%
Contract Administrative	48.67	3.3%	50.22	3.2%	3.2%
Contract Professional	82.36	5.6%	82.30	5.3%	-0.1%
Classified	571.59	38.7%	599.08	38.7%	4.8%
GTA	92.05	6.2%	89.72	5.8%	-2.5%
GRA	-	0.0%	2.10	0.1%	100.0%
Part-Time and Other	54.92	3.7%	81.72	5.3%	48.8%
TOTAL	1,475.60	100.0%	1,547.77	99.9%	4.9%
RESTRICTED:					
Contract Faculty (AY)	117.90	26.8%	118.20	25.8%	0.3%
Contract Administrative	8.30	1.9%	8.40	1.8%	1.2%
Contract Professional	98.20	22.3%	98.40	21.5%	0.2%
Classified	83.40	18.9%	100.10	21.8%	20.0%
GTA	3.50	0.8%	3.50	0.8%	0.0%
GRA	56.70	12.9%	56.80	12.4%	0.2%
Part-Time and Other	72.70	16.5%	72.90	15.9%	0.3%
TOTAL	440.70	100.0%	458.30	100.0%	4.0%
DESIGNATED:					
Contract Faculty (AY)	15.75	6.6%	10.23	3.8%	-35.0%
Contract Administrative	0.73	0.3%	0.71	0.3%	100.0%
Contract Professional	45.84	19.3%	49.05	18.5%	7.0%
Classified	98.43	41.3%	97.67	36.8%	-0.8%
GTA	2.13	0.9%	2.14	0.8%	0.5%
GRA	2.06	0.9%	2.95	1.1%	43.2%
Part-Time and Other	73.16	30.7%	102.97	38.8%	40.7%
TOTAL	238.10	100.0%	265.72	100.1%	11.6%
AUXILIARY:					
Contract Faculty (AY)	-	0.0%	0.50	0.1%	100.0%
Contract Administrative	8.50	1.9%	8.50	1.6%	0.0%
Contract Professional	9.63	2.1%	12.08	2.3%	25.4%
Classified	310.67	69.2%	314.78	59.1%	1.3%
Part-Time and Other	119.94	26.7%	196.67	36.9%	64.0%
TOTAL	448.74	100.0%	532.53	100.0%	18.7%
TOTAL FTE:					
Contract Faculty (AY)	759.66	29.2%	771.56	27.5%	1.6%
Contract Administrative	66.20	2.5%	67.83	2.4%	2.5%
Contract Professional	236.03	9.1%	241.83	8.6%	2.5%
Classified	1,064.09	40.9%	1,111.63	39.6%	4.5%
GTA	97.68	3.8%	95.36	3.4%	-2.4%
GRA	58.76	2.3%	61.85	2.2%	5.3%
Part-Time and Other	320.72	12.3%	454.26	16.2%	41.6%
TOTAL	2,603.14	100.0%	2,804.32	100.0%	7.7%

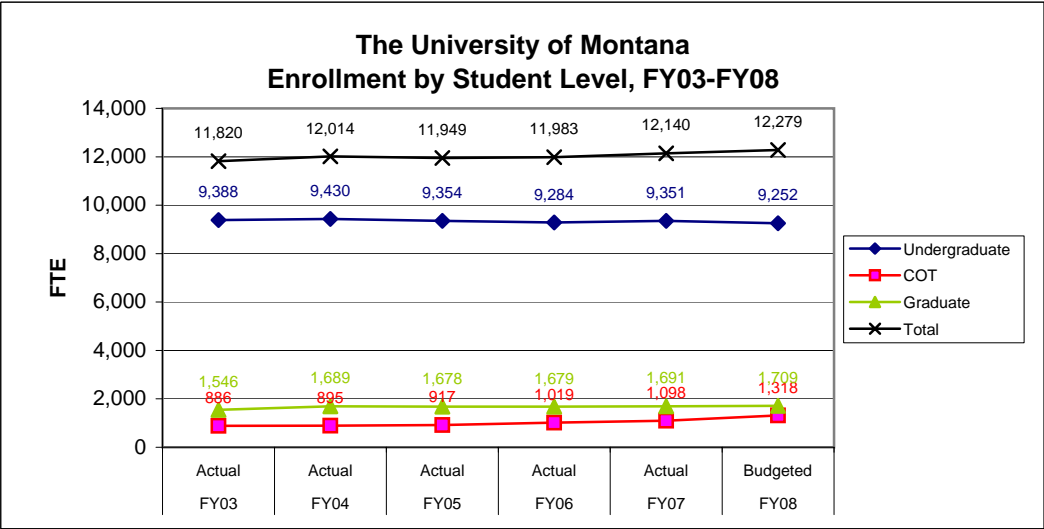
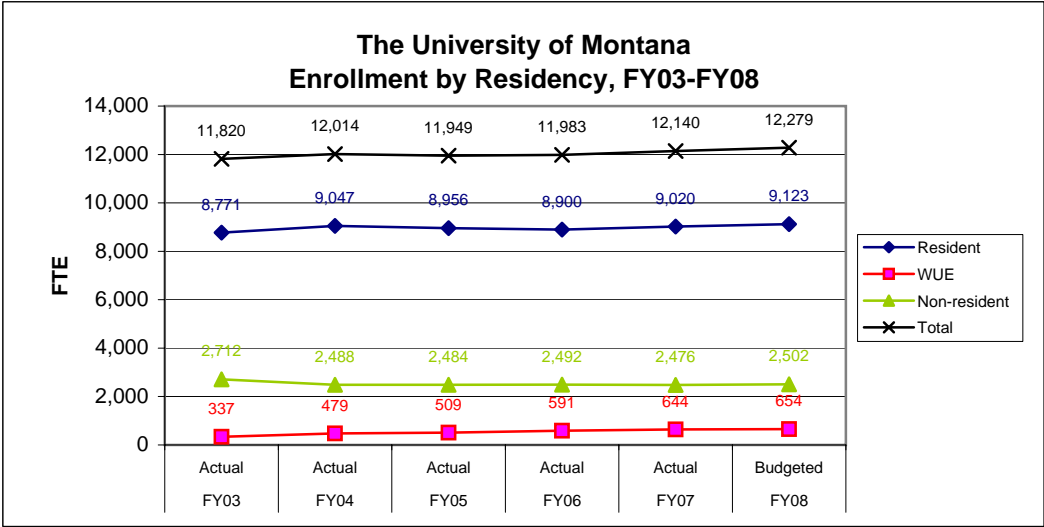
Comments

¹ Includes Travel Research and Flathead Lake Biological Station special appropriation.

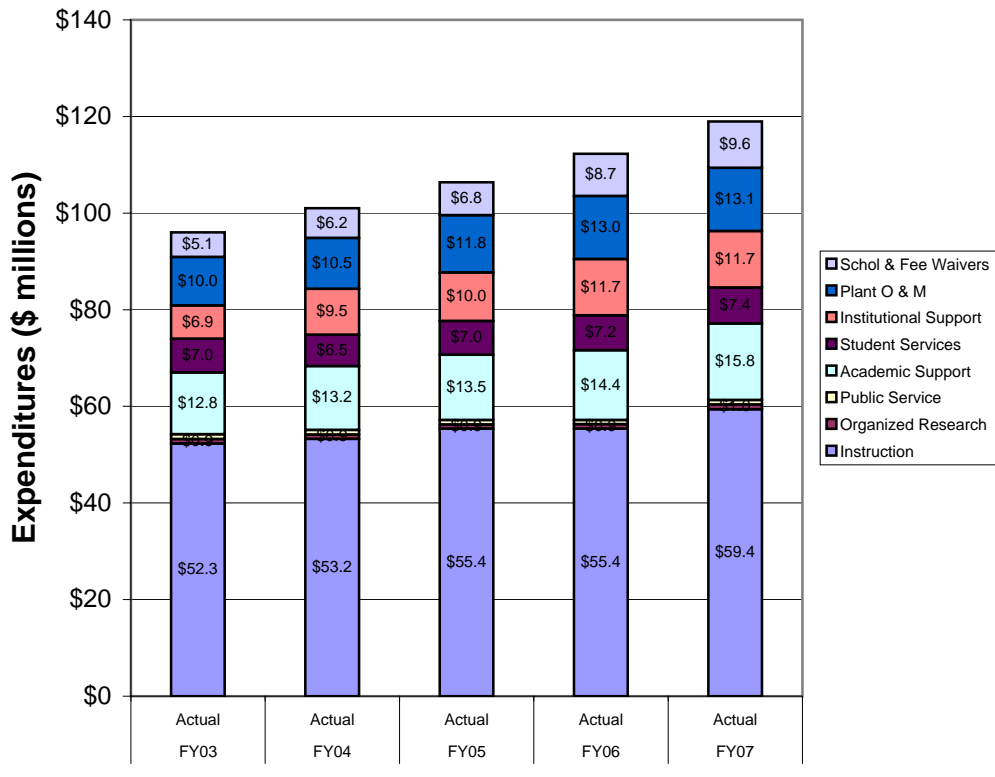
Campus: The University of Montana

Reporting Metric - Enrollment

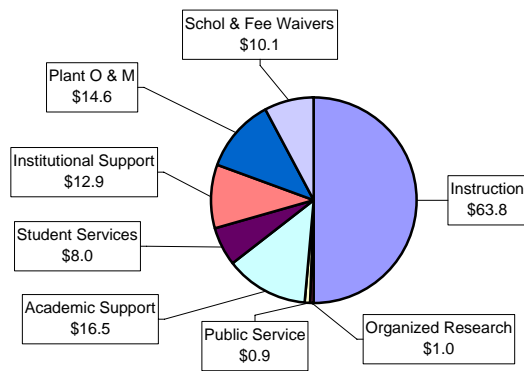
	FY03 Actual	FY04 Actual	FY05 Actual	FY06 Actual	FY07 Actual	FY08 Budgeted
Resident	8,771	9,047	8,956	8,900	9,020	9,123
WUE	337	479	509	591	644	654
Non-resident	2,712	2,488	2,484	2,492	2,476	2,502
Total	11,820	12,014	11,949	11,983	12,140	12,279
Undergraduate	9,388	9,430	9,354	9,284	9,351	9,252
COT	886	895	917	1,019	1,098	1,318
Graduate	1,546	1,689	1,678	1,679	1,691	1,709
Total	11,820	12,014	11,949	11,983	12,140	12,279



**The University of Montana
Expenditures by Program, FY03-FY07 (\$ millions)**



**The University of Montana
FY08 Budgeted Expenditures by Program (\$ millions)**

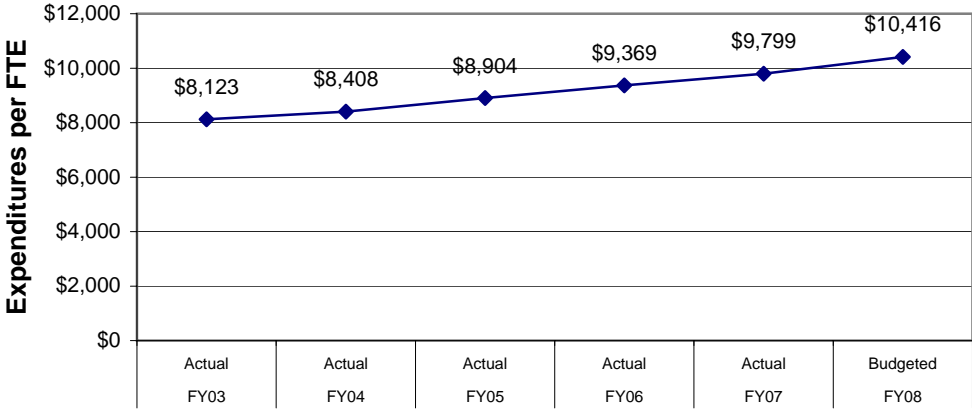


Campus: The University of Montana

Reporting Metric - Expenditures per Student

General Operating Expenditures per FTE Student						
Expenditures per FTE FY03 Actual	Expenditures per FTE FY04 Actual	Expenditures per FTE FY05 Actual	Expenditures per FTE FY06 Actual	Expenditures per FTE FY07 Actual	Expenditures per FTE FY08 Budgeted	Expenditures per FTE Growth Rate
\$8,123	\$8,408	\$8,904	\$9,369	\$9,799	\$10,416	5.1%

The University of Montana
Expenditures per Student FTE, FY03-FY08

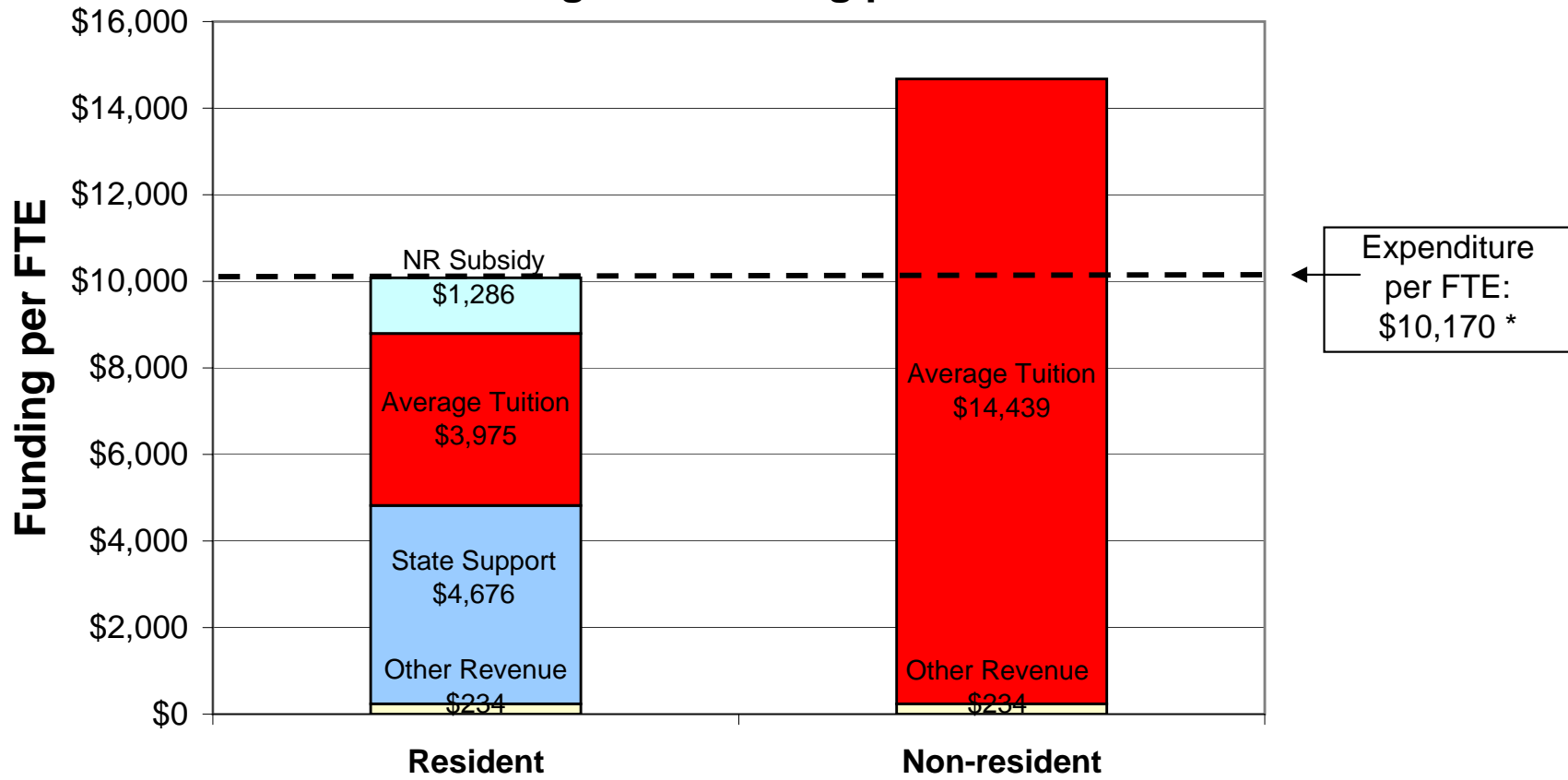


Campus: The University of Montana

Reporting Metric - Per Student Funding

	FY08 Budgeted	Percent of Expenditure per FTE
Non-Resident Student Funding		
Expenditure per FTE*	10,170	
Average Non-resident Tuition per FTE*	14,439	142.0%
Other Revenue per FTE***	234	2.3%
Resident Student Funding		
Expenditure per FTE*	10,170	
State Support per FTE**	4,676	46.0%
Average Resident Tuition per FTE*	3,975	39.1%
Other Revenue per FTE***	234	2.3%
Non-Resident Subsidy per FTE	1,286	12.6%
* Excludes Program Fees and Super Tuition ** Includes General Fund and Millage *** Includes Registration Fee, Admission Fee, Investment Earnings, Other Fees, and Miscellaneous Revenue		

The University of Montana FY08 Budgeted Funding per Student FTE



* Excludes Program Fees and Super Tuition