



MUS Strategic Plan Retention and Completion

<https://mus.edu/data/strategic-plan/retention-completion.html>

Goal Statement

Prepare students for success in life through quality higher education

Goal 1: Access & Affordability

System Initiatives:

MT Project 10

Goal Statement

Rigorously pilot a student success intervention to improve retention and completion among low income students.

Action Steps

1. Campus Planning: Develop campus plans for implementing supports to accelerate academic progress, remove financial barriers to attendance, and increase students' purpose and belonging.
2. Serve Students: Enroll 300 Pell-eligible students at three MUS campuses in the pilot program in Fall 2020.
3. Rigorously Evaluate: Rigorously track student progress, comparing program students to similar students not selected to participate.

Objective 1.1.2

Increase retention rates within the Montana University System

[Metric 1.1.2](#)

Objective 1.1.3

Increase graduation rates within the Montana University System

[Metric 1.1.3](#)

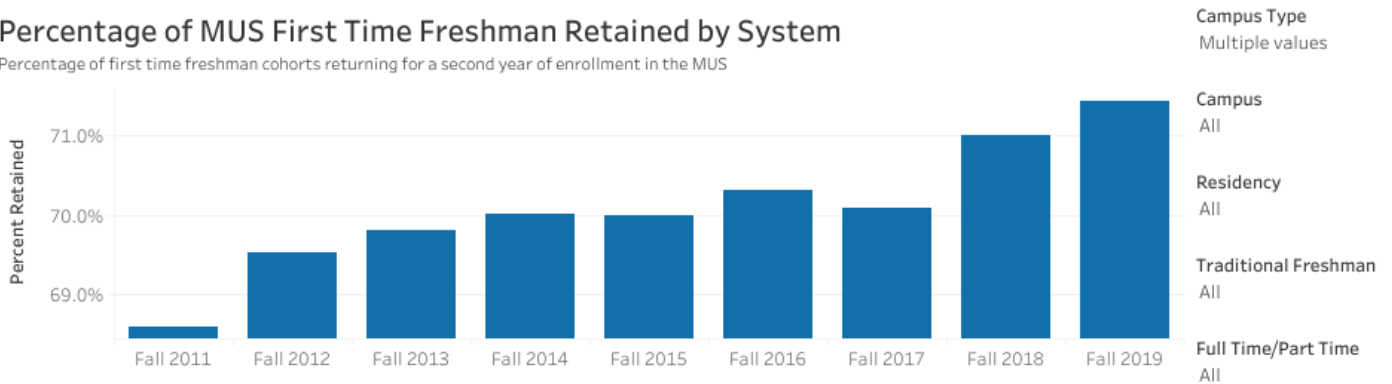
Objective 1.1.2

Increase retention rates within the Montana University System

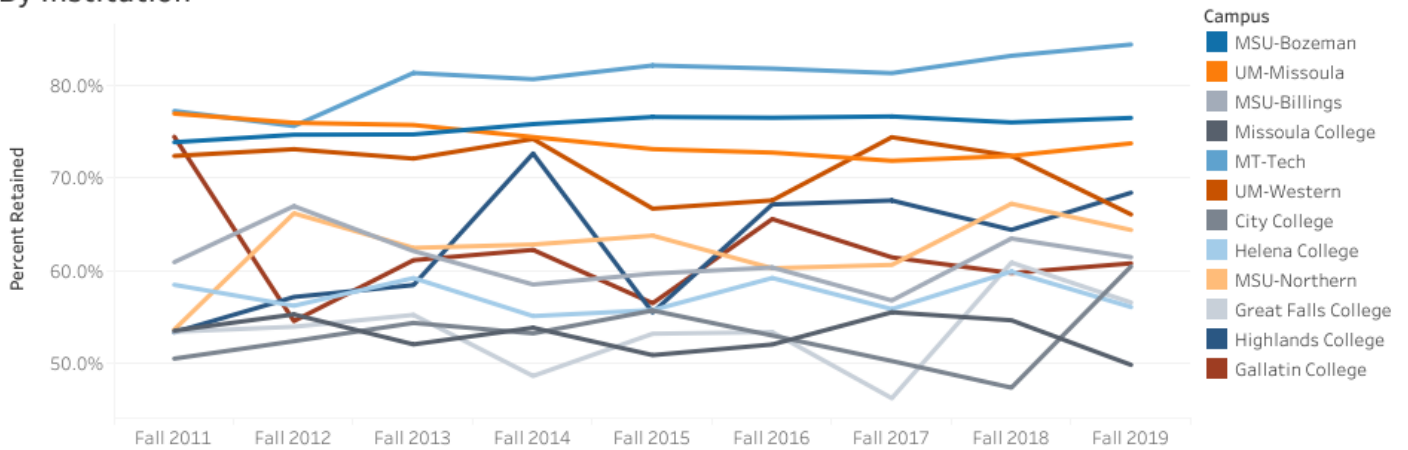
Metric 1.1.2

Percentage of MUS First Time Freshman Retained by System

Percentage of first time freshman cohorts returning for a second year of enrollment in the MUS



By Institution



Campus		Fall 2011	Fall 2012	Fall 2013	Fall 2014	Fall 2015	Fall 2016	Fall 2017	Fall 2018	Fall 2019
MSU-Bozeman	First Time Freshmen	2,583	2,606	2,807	2,812	2,870	3,251	3,108	3,208	3,193
	Institution Retained	1,816	1,861	2,006	2,045	2,105	2,388	2,307	2,363	2,384
	% Institution Retained	70.3%	71.4%	71.5%	72.7%	73.3%	73.5%	74.2%	73.7%	74.7%
	System Retained	91	84	90	86	92	98	74	74	57
	% System Retained	3.5%	3.2%	3.2%	3.1%	3.2%	3.0%	2.4%	2.3%	1.8%
	Total FTF Retained	1,907	1,945	2,096	2,131	2,197	2,486	2,381	2,437	2,441
	Total FTF % Retained	73.8%	74.6%	74.7%	75.8%	76.6%	76.5%	76.6%	76.0%	76.4%

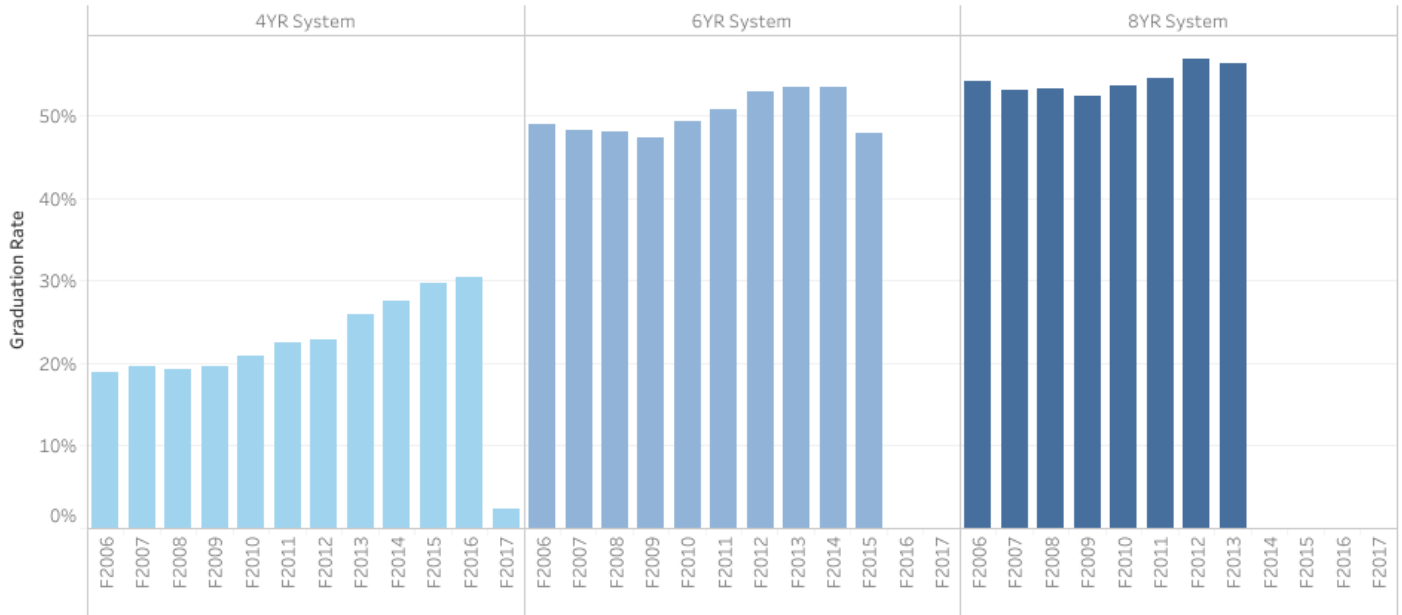
Objective 1.1.3

Increase graduation rates within the Montana University System

Metric 1.1.3

MUS Bachelor's Degree Graduation Rates

Percentage of undergraduate students who graduate from a bachelor's degree program in 100%, 150%, and 200% of expected (full-time) program length. Cohort consists of first-time, full-time, Bachelor's Degree Seeking students.



Cohort	Cohort Count	3YR System	4YR System	5YR System	6YR System	7YR System	8YR System
F2006	4,612	0%	19%	41%	49%	52%	54%
F2007	4,600	1%	20%	40%	48%	52%	53%
F2008	4,710	1%	19%	40%	48%	52%	53%
F2009	4,609	1%	20%	40%	47%	50%	52%
F2010	4,933	1%	21%	41%	49%	52%	54%
F2011	4,711	1%	23%	44%	51%	53%	55%
F2012	4,498	1%	23%	46%	53%	55%	57%
F2013	4,618	1%	26%	46%	54%	56%	56%
F2014	4,870	1%	28%	47%	54%	54%	
F2015	4,736	1%	30%	48%	48%		
F2016	4,868	2%	31%	31%			
F2017	4,739	2%	2%				